

Virginia Tech

Fall 2023 VT Student Perceptions of Teaching (SPOT)

Course: ME_4584_87354_202309: Robotics Laboratory-ME_4584_87354_202309
Instructor: Dylan Patrick Losey *
Response Rate: 12/22 (54.55 %)

1 - Please indicate the extent to which you agree or disagree with each of the following statements:

1A - The instructor was well prepared.

Dylan Patrick Losey

Response Option		Weight	Frequency	Percent	Percent Responses	Means							
Strongly disagree		(1)	0	0.00%									
Disagree		(2)	0	0.00%									
Somewhat disagree		(3)	0	0.00%									
Somewhat agree		(4)	1	8.33%									
Agree		(5)	2	16.67%									
Strongly agree		(6)	9	75.00%									
					0	25	50	100	Question	College		Department	
Response Rate		Mean	STD	Median	College	Mean	STD	Median	Department	Mean	STD	Median	
12/22 (54.55%)		5.67	0.65	6.00	25753	5.23	1.09	6.00	1877	5.20	1.12	6.00	

1 - Please indicate the extent to which you agree or disagree with each of the following statements:

1B - The instructor presented the subject matter clearly.

Dylan Patrick Losey

Response Option		Weight	Frequency	Percent	Percent Responses	Means						
Strongly disagree		(1)	0	0.00%								
Disagree		(2)	0	0.00%								
Somewhat disagree		(3)	0	0.00%								
Somewhat agree		(4)	1	8.33%								
Agree		(5)	4	33.33%								
Strongly agree		(6)	7	58.33%								
					0	25	50	100	Question	College	Department	
Response Rate		Mean	STD	Median	College	Mean	STD	Median	Department	Mean	STD	Median
12/22 (54.55%)		5.50	0.67	6.00	25573	5.06	1.23	5.00	1861	5.02	1.21	5.00

1 - Please indicate the extent to which you agree or disagree with each of the following statements:

1C - The instructor provided feedback intended to improve my course performance.

Dylan Patrick Losey

Response Option				Weight	Frequency	Percent	Percent Responses	Means							
Strongly disagree				(1)	0	0.00%									
Disagree				(2)	0	0.00%									
Somewhat disagree				(3)	0	0.00%									
Somewhat agree				(4)	1	8.33%									
Agree				(5)	3	25.00%									
Strongly agree				(6)	8	66.67%									
								0	25	50	100	Question	College	Department	
Response Rate		Mean	STD	Median	College		Mean	STD	Median	Department	Mean	STD	Median		
12/22 (54.55%)		5.58	0.67	6.00	25560		5.03	1.25	5.00	1865	4.94	1.24	5.00		

Virginia Tech

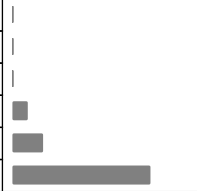
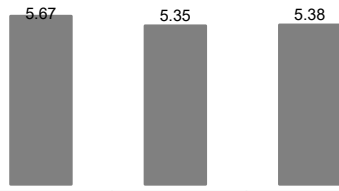
Fall 2023 VT Student Perceptions of Teaching (SPOT)

Course: ME_4584_87354_202309: Robotics Laboratory-ME_4584_87354_202309
Instructor: Dylan Patrick Losey *
Response Rate: 12/22 (54.55 %)

1 - Please indicate the extent to which you agree or disagree with each of the following statements:

1D - The instructor fostered an atmosphere of mutual respect.


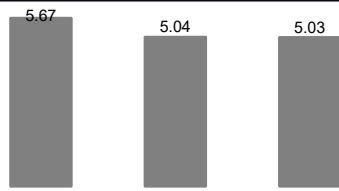
Dylan Patrick Losey

Response Option		Weight	Frequency	Percent	Percent Responses	Means								
Strongly disagree		(1)	0	0.00%										
Disagree		(2)	0	0.00%										
Somewhat disagree		(3)	0	0.00%										
Somewhat agree		(4)	1	8.33%										
Agree		(5)	2	16.67%										
Strongly agree		(6)	9	75.00%										
					02550100	Question		College		Department				
Response Rate		Mean	STD	Median	College		Mean	STD	Median	Department		Mean	STD	Median
12/22 (54.55%)		5.67	0.65	6.00	25533		5.35	1.03	6.00	1858		5.38	0.94	6.00

1 - Please indicate the extent to which you agree or disagree with each of the following statements:

1E - Overall, the instructor's teaching was effective.

Dylan Patrick Losey

Response Option			Weight	Frequency	Percent	Percent Responses	Means						
Strongly disagree			(1)	0	0.00%								
Disagree			(2)	0	0.00%								
Somewhat disagree			(3)	0	0.00%								
Somewhat agree			(4)	1	8.33%								
Agree			(5)	2	16.67%								
Strongly agree			(6)	9	75.00%								
						0	25	50	100	Question	College	Department	
Response Rate		Mean	STD	Median	College	Mean	STD	Median	Department	Mean	STD	Median	
12/22 (54.55%)		5.67	0.65	6.00	25412	5.04	1.27	5.00	1856	5.03	1.23	5.00	

2 - 2A - What did the instructor do that most helped in your learning?


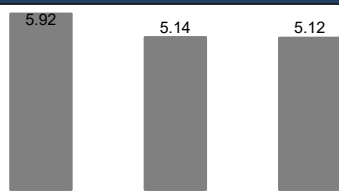
Dylan Patrick Losey

Response Rate 4/22 (18.18%)

- Posting all of the lab at the start of the semester, which gives the students the ability to prepare before coming to the lab. This is specially helpful towards the end of the semester where each lab takes more time.
- The labs were well organized and complimented what we learned in class well.
- Made all materials available beforehand and chose cool TAs to supervise the lab.
- The labs were awesome

3 - Please indicate the extent to which you agree or disagree with each of the following statements:

3A - I have a deeper understanding of the subject matter as a result of this course.

Response Option				Weight	Frequency	Percent	Percent Responses	Means							
Strongly disagree				(1)	0	0.00%									
Disagree				(2)	0	0.00%									
Somewhat disagree				(3)	0	0.00%									
Somewhat agree				(4)	0	0.00%									
Agree				(5)	1	8.33%									
Strongly agree				(6)	11	91.67%									
								0	25	50	100	Question	College	Department	
Response Rate		Mean	STD	Median	College		Mean	STD	Median	Department	Mean	STD	Median		
12/22 (54.55%)		5.92	0.29	6.00	21974		5.14	1.09	5.00	1860	5.12	1.08	5.00		

Virginia Tech

Fall 2023 VT Student Perceptions of Teaching (SPOT)

Course: ME_4584_87354_202309: Robotics Laboratory-ME_4584_87354_202309
Instructor: Dylan Patrick Losey *
Response Rate: 12/22 (54.55 %)

3 - Please indicate the extent to which you agree or disagree with each of the following statements:

3B - My interest in the subject matter was stimulated by this course.

Response Option		Weight	Frequency	Percent	Percent Responses	Means									
Strongly disagree		(1)	0	0.00%											
Disagree		(2)	0	0.00%											
Somewhat disagree		(3)	0	0.00%											
Somewhat agree		(4)	0	0.00%											
Agree		(5)	1	8.33%											
Strongly agree		(6)	11	91.67%											
					0	25	50	100	Question		College		Department		
Response Rate		Mean	STD	Median	College		Mean	STD	Median	Department		Mean	STD	Median	
12/22 (54.55%)		5.92	0.29	6.00	21856		4.92	1.31	5.00	1859		4.86	1.31	5.00	

4 - 4A - What could you have done to be a better learner?

Response Rate 4/22 (18.18%)

- Try and solve some of the questions before arriving to the lab.
- I could have read over the lab manual before the labs.
- I could have prepped my code more in advance.
- Had more time, maybe not taken senior design

5 - 5A - Please add any additional comments regarding the course and/or instructor here:

Dylan Patrick Losey

Response Rate 4/22 (18.18%)

- Although all the assigned tasks were useful, sometimes the lab included too many of them to complete in the time frame allotted
- The computer are a bit old, and often times the program would crash; thus, it would take extra time to complete the lab.
- N/A
- N/A

6 - 6A - How would you rate the physical environment in which you took this class based upon your ability to see, hear, concentrate, and participate?

Response Option				Weight	Frequency	Percent	Percent Responses	Means							
Very Bad				(1)	0	0.00%									
Bad				(2)	0	0.00%									
Poor				(3)	0	0.00%									
Fair				(4)	1	8.33%									
Good				(5)	6	50.00%									
Very Good				(6)	5	41.67%									
								0	25	50	100	Question	College	Department	
Response Rate		Mean	STD	Median	College		Mean	STD	Median	Department	Mean	STD	Median		
12/22 (54.55%)		5.33	0.65	5.00	21701		5.23	0.94	5.00	1854	5.15	0.96	5.00		

7 - 7A - Please add any comments about the physical environment here:

Response Rate 3/22 (13.64%)

- Nice setup at surge, the lab does not take that much space.
- The laptops we performed the labs with are ancient and should be replaced.
- It was ok.

Virginia Tech

Fall 2023 VT Student Perceptions of Teaching (SPOT)

Course: ME_4584_87354_202309: Robotics Laboratory-ME_4584_87354_202309
Instructor: Dylan Patrick Losey *
Response Rate: 12/22 (54.55 %)

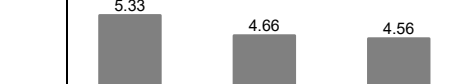
8 - Please indicate the extent to which you agree or disagree with each of the following statements:

I improved my ability to problem solve.

Response Option				Weight	Frequency	Percent	Percent Responses	Means				
Strongly disagree				(1)	0	0.00%	<div><div></div></div>	<div><div>5.75</div><div>5.08</div><div>5.08</div></div>				
Disagree				(2)	0	0.00%						
Somewhat disagree				(3)	0	0.00%						
Somewhat agree				(4)	0	0.00%						
Agree				(5)	3	25.00%	<div><div></div></div>					
Strongly agree				(6)	9	75.00%	<div><div></div></div>					
							02550100	Question	College	Department		
Response Rate		Mean	STD	Median	College	Mean	STD	Median	Department	Mean	STD	Median
12/22 (54.55%)		5.75	0.45	6.00	21863	5.08	1.07	5.00	1857	5.08	1.03	5.00



8 - Please indicate the extent to which you agree or disagree with each of the following statements:

The textbook or course readings made a valuable contribution to my learning.

Response Option		Weight	Frequency	Percent	Percent Responses	Means								
Strongly disagree		(1)	0	0.00%		5.33		4.66		4.56				
Disagree		(2)	0	0.00%										
Somewhat disagree		(3)	0	0.00%										
Somewhat agree		(4)	1	8.33%										
Agree		(5)	6	50.00%										
Strongly agree		(6)	5	41.67%										
					0	25	50	100	Question	College		Department		
Response Rate		Mean	STD	Median	College		Mean	STD	Median	Department		Mean	STD	Median
12/22 (54.55%)		5.33	0.65	5.00	21725		4.66	1.41	5.00	1849		4.56	1.40	5.00


8 - Please indicate the extent to which you agree or disagree with each of the following statements:

The objectives of the course were clearly explained.

Response Option			Weight	Frequency	Percent	Percent Responses	Means						
Strongly disagree			(1)	0	0.00%			Question	College	Department			
Disagree			(2)	0	0.00%								
Somewhat disagree			(3)	0	0.00%								
Somewhat agree			(4)	0	0.00%								
Agree			(5)	3	25.00%								
Strongly agree			(6)	9	75.00%								
						0	25	50	100				
Response Rate		Mean	STD	Median	College	Mean	STD	Median	Department		Mean	STD	Median
12/22 (54.55%)		5.75	0.45	6.00	21804	5.13	1.11	5.00	1855		5.03	1.15	5.00

8 - Please indicate the extent to which you agree or disagree with each of the following statements:

The out-of-class assignments were educationally valuable.

Response Option		Weight	Frequency	Percent	Percent Responses	Means								
Strongly disagree		(1)	0	0.00%		5.67		5.05		5.00				
Disagree		(2)	0	0.00%										
Somewhat disagree		(3)	0	0.00%										
Somewhat agree		(4)	0	0.00%										
Agree		(5)	4	33.33%										
Strongly agree		(6)	8	66.67%										
					0	25	50	100	Question	College		Department		
Response Rate		Mean	STD	Median	College		Mean	STD	Median	Department		Mean	STD	Median
12/22 (54.55%)		5.67	0.49	6.00	21677		5.05	1.17	5.00	1843		5.00	1.19	5.00



Virginia Tech

Fall 2023 VT Student Perceptions of Teaching (SPOT)

Course: ME_4584_87354_202309: Robotics Laboratory-ME_4584_87354_202309
Instructor: Dylan Patrick Losey *
Response Rate: 12/22 (54.55 %)



9 - The instructor related theories and concepts to practical issues.

Dylan Patrick Losey

Response Option				Weight	Frequency	Percent	Percent Responses	Means						
Strongly disagree				(1)	0	0.00%								
Disagree				(2)	0	0.00%								
Somewhat disagree				(3)	0	0.00%								
Somewhat agree				(4)	0	0.00%								
Agree				(5)	2	16.67%								
Strongly agree				(6)	10	83.33%								
02550100													Question	
Response Rate		Mean	STD	Median	College		Mean	STD	Median	Department		Mean	STD	Median
12/22 (54.55%)		5.83	0.39	6.00	25104		5.24	1.04	6.00	1837		5.32	0.96	6.00



10 - At the end of this course, how do I rate my ability to:

Program the robot's forward kinematics, inverse kinematics, and Jacobian.

Response Option				Weight	Frequency	Percent	Percent Responses	Means						
Poor				(1)	0	0.00%								
Fair				(2)	0	0.00%								
Good				(3)	1	8.33%								
Excellent				(4)	11	91.67%								
N/A				(0)	0	0.00%								
02550100								Question	College	Department				
Response Rate		Mean	STD	Median	College		Mean	STD	Median	Department		Mean	STD	Median
12/22 (54.55%)		3.92	0.29	4.00	34		3.79	0.41	4.00	34		3.79	0.41	4.00



10 - At the end of this course, how do I rate my ability to:

Interact with the robot arm and measure it's joint space and workspace; compare the robot's measured position and velocity to the positions and velocities predicted by the robot's kinematics.

Response Option			Weight	Frequency	Percent	Percent Responses	Means						
Poor			(1)	0	0.00%								
Fair			(2)	0	0.00%								
Good			(3)	1	8.33%								
Excellent			(4)	11	91.67%								
N/A			(0)	0	0.00%								
						0							25
Response Rate		Mean	STD	Median	College	Mean	STD	Median	Department	Mean	STD	Median	
12/22 (54.55%)		3.92	0.29	4.00	34	3.68	0.59	4.00	34	3.68	0.59	4.00	

10 - At the end of this course, how do I rate my ability to:

Control the robot arm to track a desired trajectory in joint space and in end-effector space.

Response Option				Weight	Frequency	Percent	Percent Responses	Means							
Poor				(1)	0	0.00%									
Fair				(2)	0	0.00%									
Good				(3)	3	25.00%									
Excellent				(4)	9	75.00%									
N/A				(0)	0	0.00%									
												0	25	50	100
Response Rate		Mean	STD	Median	College		Mean	STD	Median	Department		Mean	STD	Median	
12/22 (54.55%)		3.75	0.45	4.00	34		3.47	0.71	4.00	34		3.47	0.71	4.00	