

Virginia Tech


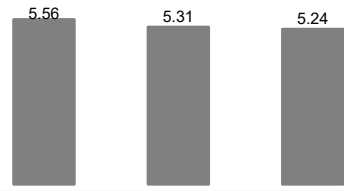
Fall 2024 VT Student Perceptions of Teaching (SPOT)

Course: ME_4584_87356_202409: Robotics Laboratory-ME_4584_87356_202409
Instructor: Dylan Patrick Losey *
Response Rate: 10/23 (43.48 %)

1 - Please indicate the extent to which you agree or disagree with each of the following statements:

1A - The instructor was well prepared.


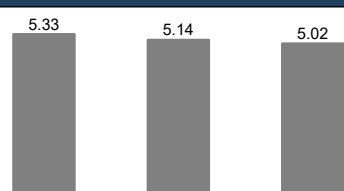
Dylan Patrick Losey

Response Option		Weight	Frequency	Percent	Percent Responses	Means									
Strongly disagree		(1)	0	0.00%											
Disagree		(2)	0	0.00%											
Somewhat disagree		(3)	0	0.00%											
Somewhat agree		(4)	0	0.00%											
Agree		(5)	4	44.44%											
Strongly agree		(6)	5	55.56%											
					0	25	50	100	Question		College		Department		
Response Rate		Mean	STD	Median	College		Mean	STD	Median	Department		Mean	STD	Median	
9/23 (39.13%)		5.56	0.53	6.00	24647		5.31	1.01	6.00	2625		5.24	1.08	6.00	

1 - Please indicate the extent to which you agree or disagree with each of the following statements:

1B - The instructor presented the subject matter clearly.


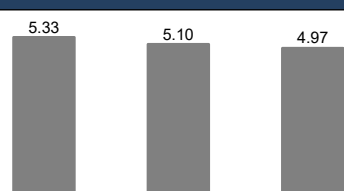
Dylan Patrick Losey

Response Option		Weight	Frequency	Percent	Percent Responses	Means								
Strongly disagree		(1)	0	0.00%										
Disagree		(2)	0	0.00%										
Somewhat disagree		(3)	0	0.00%										
Somewhat agree		(4)	1	11.11%										
Agree		(5)	4	44.44%										
Strongly agree		(6)	4	44.44%										
					0	25	50	100	Question	College	Department			
Response Rate		Mean	STD	Median	College	Mean	STD	Median	Department	Mean	STD	Median		
9/23 (39.13%)		5.33	0.71	5.00	24466	5.14	1.15	5.00	2611	5.02	1.24	5.00		

1 - Please indicate the extent to which you agree or disagree with each of the following statements:

1C - The instructor provided feedback intended to improve my course performance.

Dylan Patrick Losey

Response Option				Weight	Frequency	Percent	Percent Responses	Means							
Strongly disagree				(1)	0	0.00%									
Disagree				(2)	0	0.00%									
Somewhat disagree				(3)	1	11.11%									
Somewhat agree				(4)	0	0.00%									
Agree				(5)	3	33.33%									
Strongly agree				(6)	5	55.56%									
								0	25	50	100	Question	College	Department	
Response Rate		Mean	STD	Median	College		Mean	STD	Median	Department		Mean	STD	Median	
9/23 (39.13%)		5.33	1.00	6.00	24446		5.10	1.17	5.00	2603		4.97	1.23	5.00	

Virginia Tech

Fall 2024 VT Student Perceptions of Teaching (SPOT)

Course: ME_4584_87356_202409: Robotics Laboratory-ME_4584_87356_202409
Instructor: Dylan Patrick Losey *
Response Rate: 10/23 (43.48 %)

1 - Please indicate the extent to which you agree or disagree with each of the following statements:

1D - The instructor fostered an atmosphere of mutual respect.

Dylan Patrick Losey

Response Option		Weight	Frequency	Percent	Percent Responses	Means									
Strongly disagree		(1)	0	0.00%											
Disagree		(2)	0	0.00%											
Somewhat disagree		(3)	0	0.00%											
Somewhat agree		(4)	0	0.00%											
Agree		(5)	4	44.44%											
Strongly agree		(6)	5	55.56%											
					0	25	50	100	Question		College		Department		
Response Rate		Mean	STD	Median	College		Mean	STD	Median	Department		Mean	STD	Median	
9/23 (39.13%)		5.56	0.53	6.00	24424		5.41	0.95	6.00	2605		5.33	1.01	6.00	

1 - Please indicate the extent to which you agree or disagree with each of the following statements:

1E - Overall, the instructor's teaching was effective.

Dylan Patrick Losey

Response Option				Weight	Frequency	Percent	Percent Responses	Means							
Strongly disagree				(1)	0	0.00%									
Disagree				(2)	0	0.00%									
Somewhat disagree				(3)	0	0.00%									
Somewhat agree				(4)	0	0.00%									
Agree				(5)	5	55.56%									
Strongly agree				(6)	4	44.44%									
								0	25	50	100	Question	College	Department	
Response Rate		Mean	STD	Median	College		Mean	STD	Median	Department		Mean	STD	Median	
9/23 (39.13%)		5.44	0.53	5.00	24242		5.13	1.18	5.00	2587		5.00	1.27	5.00	

2 - 2A - What did the instructor do that most helped in your learning?

Dylan Patrick Losey

Response Rate 5/23 (21.74%)

- labs were useful
- The lab was intresting.
- Gave detailed instructions
- TA's were great for the lab section, documentation for the lab section was thorough and clearly written.
- Labs were super interesting, really helped tie the course together.

3 - Please indicate the extent to which you agree or disagree with each of the following statements:

3A - I have a deeper understanding of the subject matter as a result of this course.

Response Option		Weight	Frequency	Percent	Percent Responses	Means										
Strongly disagree		(1)	0	0.00%												
Disagree		(2)	0	0.00%												
Somewhat disagree		(3)	0	0.00%												
Somewhat agree		(4)	1	11.11%												
Agree		(5)	4	44.44%												
Strongly agree		(6)	4	44.44%												
					0	25	50	100	Question		College		Department			
Response Rate		Mean	STD	Median	College		Mean	STD	Median	Department		Mean	STD	Median		
9/23 (39.13%)		5.33	0.71	5.00	22731		5.19	1.04	5.00	2603		5.13	1.08	5.00		

Virginia Tech

Fall 2024 VT Student Perceptions of Teaching (SPOT)

Course: ME_4584_87356_202409: Robotics Laboratory-ME_4584_87356_202409

Instructor: Dylan Patrick Losey *

Response Rate: 10/23 (43.48 %)

3 - Please indicate the extent to which you agree or disagree with each of the following statements:

3B - My interest in the subject matter was stimulated by this course.

Response Option		Weight	Frequency	Percent	Percent Responses	Means									
Strongly disagree		(1)	0	0.00%											
Disagree		(2)	0	0.00%											
Somewhat disagree		(3)	0	0.00%											
Somewhat agree		(4)	1	11.11%											
Agree		(5)	4	44.44%											
Strongly agree		(6)	4	44.44%											
					0	25	50	100	Question		College		Department		
Response Rate		Mean	STD	Median	College		Mean	STD	Median	Department		Mean	STD	Median	
9/23 (39.13%)		5.33	0.71	5.00	22595		4.98	1.24	5.00	2590		4.86	1.30	5.00	

4 - 4A - What could you have done to be a better learner?

Response Rate	3/23 (13.04%)
<ul style="list-style-type: none">all goodThe labs felt a little bit time constrained.N/A	

5 - 5A - Please add any additional comments regarding the course and/or instructor here:

Dylan Patrick Losey	
Response Rate	4/23 (17.39%)
<ul style="list-style-type: none">all goodSee aboveThe lab was beneficial though would have liked the opportunity to work with other robots.I think these labs should be longer, often they felt rushed and i wasn't able to fully grasp what was happening since we were pressed for time.	

6 - 6A - How would you rate the physical environment in which you took this class based upon your ability to see, hear, concentrate, and participate?

Response Option		Weight	Frequency	Percent	Percent Responses	Means							
Very Bad		(1)	0	0.00%									
Bad		(2)	0	0.00%									
Poor		(3)	0	0.00%									
Fair		(4)	1	10.00%									
Good		(5)	5	50.00%									
Very Good		(6)	4	40.00%									
					02550100	Question		College		Department			
Response Rate		Mean	STD	Median	College	Mean	STD	Median	Department		Mean	STD	Median
10/23 (43.48%)		5.30	0.67	5.00	22489	5.30	0.87	5.00	2586		5.21	0.91	5.00

7 - 7A - Please add any comments about the physical environment here:

Response Rate	4/23 (17.39%)
<ul style="list-style-type: none">all goodN/A it was what I would expect in a labNot enough seatsComputers were very outdated.	



Virginia Tech

Fall 2024 VT Student Perceptions of Teaching (SPOT)

Course: ME_4584_87356_202409: Robotics Laboratory-ME_4584_87356_202409
Instructor: Dylan Patrick Losey *
Response Rate: 10/23 (43.48 %)

8 - Please indicate the extent to which you agree or disagree with each of the following statements:

I improved my ability to problem solve.

Response Option		Weight	Frequency	Percent	Percent Responses	Means										
Strongly disagree		(1)	0	0.00%												
Disagree		(2)	0	0.00%												
Somewhat disagree		(3)	0	0.00%												
Somewhat agree		(4)	1	11.11%												
Agree		(5)	4	44.44%												
Strongly agree		(6)	4	44.44%												
					0	25	50	100	Question	College		Department				
Response Rate		Mean	STD	Median	College		Mean	STD	Median	Department		Mean	STD	Median		
9/23 (39.13%)		5.33	0.71	5.00	22628		5.13	1.01	5.00	2589		5.14	0.97	5.00		

8 - Please indicate the extent to which you agree or disagree with each of the following statements:

The textbook or course readings made a valuable contribution to my learning.

Response Option		Weight	Frequency	Percent	Percent Responses	Means									
Strongly disagree		(1)	1	11.11%											
Disagree		(2)	1	11.11%											
Somewhat disagree		(3)	1	11.11%											
Somewhat agree		(4)	1	11.11%											
Agree		(5)	1	11.11%											
Strongly agree		(6)	4	44.44%											
					0	25	50	100	Question		College		Department		
Response Rate		Mean	STD	Median	College		Mean	STD	Median	Department		Mean	STD	Median	
9/23 (39.13%)		4.33	1.94	5.00	22524		4.70	1.38	5.00	2583		4.48	1.45	5.00	


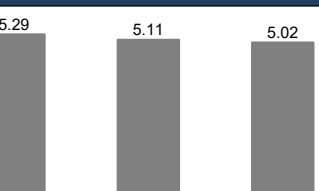
8 - Please indicate the extent to which you agree or disagree with each of the following statements:

The objectives of the course were clearly explained.

Response Option				Weight	Frequency	Percent	Percent Responses	Means							
Strongly disagree				(1)	0	0.00%									
Disagree				(2)	0	0.00%									
Somewhat disagree				(3)	0	0.00%									
Somewhat agree				(4)	1	11.11%									
Agree				(5)	3	33.33%									
Strongly agree				(6)	5	55.56%									
								0	25	50	100	Question	College	Department	
Response Rate		Mean	STD	Median	College		Mean	STD	Median	Department		Mean	STD	Median	
9/23 (39.13%)		5.44	0.73	6.00	22588		5.17	1.06	5.00	2592		5.09	1.09	5.00	

8 - Please indicate the extent to which you agree or disagree with each of the following statements:

The out-of-class assignments were educationally valuable.

Response Option		Weight	Frequency	Percent	Percent Responses	Means								
Strongly disagree		(1)	0	0.00%										
Disagree		(2)	0	0.00%										
Somewhat disagree		(3)	0	0.00%										
Somewhat agree		(4)	2	28.57%										
Agree		(5)	1	14.29%										
Strongly agree		(6)	4	57.14%										
					0	25	50	100	Question	College		Department		
Response Rate		Mean	STD	Median	College		Mean	STD	Median	Department		Mean	STD	Median
7/23 (30.43%)		5.29	0.95	6.00	22393		5.11	1.11	5.00	2564		5.02	1.15	5.00







Virginia Tech

Fall 2024 VT Student Perceptions of Teaching (SPOT)

Course: ME_4584_87356_202409: Robotics Laboratory-ME_4584_87356_202409
Instructor: Dylan Patrick Losey *
Response Rate: 10/23 (43.48 %)

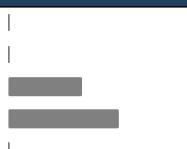



9 - The instructor related theories and concepts to practical issues.

Dylan Patrick Losey

Response Option				Weight	Frequency	Percent	Percent Responses	Means							
Strongly disagree				(1)	0	0.00%									
Disagree				(2)	0	0.00%									
Somewhat disagree				(3)	0	0.00%									
Somewhat agree				(4)	0	0.00%									
Agree				(5)	2	25.00%									
Strongly agree				(6)	6	75.00%									
								0	25	50	100	Question	College	Department	
Response Rate		Mean	STD	Median	College		Mean	STD	Median	Department		Mean	STD	Median	
8/23 (34.78%)		5.75	0.46	6.00	24062		5.31	0.97	6.00	2581		5.29	0.99	6.00	





10 - At the end of this course, how do I rate my ability to:

Program the robot's forward kinematics, inverse kinematics, and Jacobian.

Response Option			Weight	Frequency	Percent	Percent Responses		Means				
Poor			(1)	0	0.00%							
Fair			(2)	0	0.00%							
Good			(3)	4	40.00%							
Excellent			(4)	6	60.00%							
N/A			(0)	0	0.00%							
<div><div></div><div>02550100</div></div>												
Response Rate		Mean	STD	Median	College		Mean	STD	Median	Department		
10/23 (43.48%)		3.60	0.52	4.00	31		3.61	0.50	4.00	31	3.61	
										0.50	4.00	



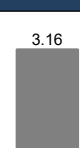
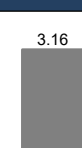
10 - At the end of this course, how do I rate my ability to:

Interact with the robot arm and measure it's joint space and workspace; compare the robot's measured position and velocity to the positions and velocities predicted by the robot's kinematics.

Response Option			Weight	Frequency	Percent	Percent Responses	Means						
Poor			(1)	0	0.00%								
Fair			(2)	0	0.00%								
Good			(3)	4	40.00%								
Excellent			(4)	6	60.00%								
N/A			(0)	0	0.00%								
						0	25	50	100	Question	College	Department	
Response Rate		Mean	STD	Median	College	Mean	STD	Median	Department	Mean	STD	Median	
10/23 (43.48%)		3.60	0.52	4.00	31	3.58	0.50	4.00	31	3.58	0.50	4.00	

10 - At the end of this course, how do I rate my ability to:

Control the robot arm to track a desired trajectory in joint space and in end-effector space.

Response Option				Weight	Frequency	Percent	Percent Responses	Means						
Poor				(1)	0	0.00%								
Fair				(2)	1	10.00%								
Good				(3)	4	40.00%								
Excellent				(4)	5	50.00%								
N/A				(0)	0	0.00%								
							0	25	50	100	Question	College	Department	
Response Rate		Mean	STD	Median	College		Mean	STD	Median	Department	Mean	STD	Median	
10/23 (43.48%)		3.40	0.70	3.50	31		3.16	0.82	3.00	31	3.16	0.82	3.00	