

Virginia Tech


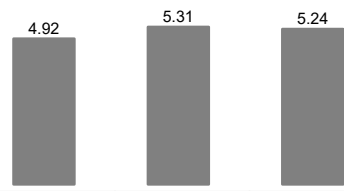
Fall 2024 VT Student Perceptions of Teaching (SPOT)

Course: ME_4584_87357_202409: Robotics Laboratory-ME_4584_87357_202409
Instructor: Dylan Patrick Losey *
Response Rate: 12/21 (57.14 %)

1 - Please indicate the extent to which you agree or disagree with each of the following statements:

1A - The instructor was well prepared.


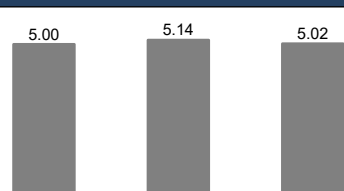

Dylan Patrick Losey

Response Option				Weight	Frequency	Percent	Percent Responses	Means							
Strongly disagree				(1)	0	0.00%		4.92	5.31	5.24		Question	College	Department	
Disagree				(2)	0	0.00%									
Somewhat disagree				(3)	0	0.00%									
Somewhat agree				(4)	4	33.33%									
Agree				(5)	5	41.67%									
Strongly agree				(6)	3	25.00%									
								0	25	50			100		
Response Rate		Mean	STD	Median	College		Mean	STD	Median	Department		Mean	STD	Median	
12/21 (57.14%)		4.92	0.79	5.00	24647		5.31	1.01	6.00	2625		5.24	1.08	6.00	

1 - Please indicate the extent to which you agree or disagree with each of the following statements:

1B - The instructor presented the subject matter clearly.


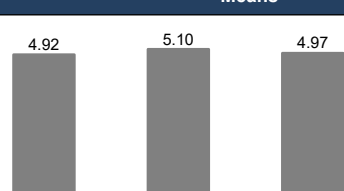
Dylan Patrick Losey

Response Option				Weight	Frequency	Percent	Percent Responses	Means							
Strongly disagree				(1)	0	0.00%		5.00	5.14	5.02		Question	College	Department	
Disagree				(2)	0	0.00%									
Somewhat disagree				(3)	0	0.00%									
Somewhat agree				(4)	3	25.00%									
Agree				(5)	6	50.00%									
Strongly agree				(6)	3	25.00%									
								0	25	50	100				
Response Rate		Mean	STD	Median	College		Mean	STD	Median	Department		Mean	STD	Median	
12/21 (57.14%)		5.00	0.74	5.00	24466		5.14	1.15	5.00	2611		5.02	1.24	5.00	

1 - Please indicate the extent to which you agree or disagree with each of the following statements:

1C - The instructor provided feedback intended to improve my course performance.

Dylan Patrick Losey

Response Option				Weight	Frequency	Percent	Percent Responses	Means							
Strongly disagree				(1)	0	0.00%		4.92	5.10	4.97					
Disagree				(2)	0	0.00%									
Somewhat disagree				(3)	0	0.00%									
Somewhat agree				(4)	4	33.33%									
Agree				(5)	5	41.67%									
Strongly agree				(6)	3	25.00%									
								0	25	50	100	Question	College	Department	
Response Rate		Mean	STD	Median	College		Mean	STD	Median	Department		Mean	STD	Median	
12/21 (57.14%)		4.92	0.79	5.00	24446		5.10	1.17	5.00	2603		4.97	1.23	5.00	

Virginia Tech


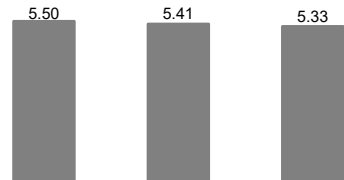
Fall 2024 VT Student Perceptions of Teaching (SPOT)

Course: ME_4584_87357_202409: Robotics Laboratory-ME_4584_87357_202409
Instructor: Dylan Patrick Losey *
Response Rate: 12/21 (57.14 %)

1 - Please indicate the extent to which you agree or disagree with each of the following statements:

1D - The instructor fostered an atmosphere of mutual respect.


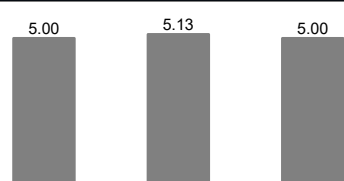
Dylan Patrick Losey

Response Option		Weight	Frequency	Percent	Percent Responses	Means							
Strongly disagree		(1)	0	0.00%									
Disagree		(2)	0	0.00%									
Somewhat disagree		(3)	0	0.00%									
Somewhat agree		(4)	0	0.00%									
Agree		(5)	6	50.00%									
Strongly agree		(6)	6	50.00%									
					0	25	50	100	Question	College	Department		
Response Rate		Mean	STD	Median	College	Mean	STD	Median	Department	Mean	STD	Median	
12/21 (57.14%)		5.50	0.52	5.50	24424	5.41	0.95	6.00	2605	5.33	1.01	6.00	

1 - Please indicate the extent to which you agree or disagree with each of the following statements:

1E - Overall, the instructor's teaching was effective.

Dylan Patrick Losey

Response Option		Weight	Frequency	Percent	Percent Responses	Means						
Strongly disagree		(1)	0	0.00%								
Disagree		(2)	0	0.00%								
Somewhat disagree		(3)	0	0.00%								
Somewhat agree		(4)	3	25.00%								
Agree		(5)	6	50.00%								
Strongly agree		(6)	3	25.00%								
					0	25	50	100	Question	College	Department	
Response Rate		Mean	STD	Median	College	Mean	STD	Median	Department	Mean	STD	Median
12/21 (57.14%)		5.00	0.74	5.00	24242	5.13	1.18	5.00	2587	5.00	1.27	5.00

2 - 2A - What did the instructor do that most helped in your learning?


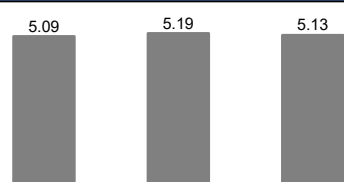
Dylan Patrick Losey

Response Rate 5/21 (23.81%)

- The labs were always directly similar to the work we were learning in class.
- Offered other resources and practice examples
- Labs were well structured to see physical representation of course topics.
- Loved Losey best teacher at TEch
- Labs were well designed.

3 - Please indicate the extent to which you agree or disagree with each of the following statements:

3A - I have a deeper understanding of the subject matter as a result of this course.

Response Option				Weight	Frequency	Percent	Percent Responses	Means							
Strongly disagree				(1)	0	0.00%									
Disagree				(2)	0	0.00%									
Somewhat disagree				(3)	0	0.00%									
Somewhat agree				(4)	3	27.27%									
Agree				(5)	4	36.36%									
Strongly agree				(6)	4	36.36%									
								0	25	50	100	Question	College	Department	
Response Rate		Mean	STD	Median	College		Mean	STD	Median	Department		Mean	STD	Median	
11/21 (52.38%)		5.09	0.83	5.00	22731		5.19	1.04	5.00	2603		5.13	1.08	5.00	

Virginia Tech

Fall 2024 VT Student Perceptions of Teaching (SPOT)

Course: ME_4584_87357_202409: Robotics Laboratory-ME_4584_87357_202409
Instructor: Dylan Patrick Losey *
Response Rate: 12/21 (57.14 %)

3 - Please indicate the extent to which you agree or disagree with each of the following statements:

3B - My interest in the subject matter was stimulated by this course.

Response Option		Weight	Frequency	Percent	Percent Responses	Means										
Strongly disagree		(1)	0	0.00%												
Disagree		(2)	0	0.00%												
Somewhat disagree		(3)	0	0.00%												
Somewhat agree		(4)	2	18.18%												
Agree		(5)	6	54.55%												
Strongly agree		(6)	3	27.27%												
					0	25	50	100	Question		College		Department			
Response Rate		Mean	STD	Median	College		Mean	STD	Median	Department		Mean	STD	Median		
11/21 (52.38%)		5.09	0.70	5.00	22595		4.98	1.24	5.00	2590		4.86	1.30	5.00		

4 - 4A - What could you have done to be a better learner?

Response Rate 5/21 (23.81%)

- To be a better learner, I could have reviewed the lab manual before attending lab
- Prepared more before lab by creating code and a work plan before the lab.
- Study ahead of time
- Prepare more for each lab.
- I could have come to a couple of the labs more prepared. There were two labs where I did not finish in the allotted time.

5 - 5A - Please add any additional comments regarding the course and/or instructor here:

Dylan Patrick Losey

Response Rate 6/21 (28.57%)

- Sometimes the lab manual was unclear. As someone who had lab on tuesday, sometimes we would learn content on Wednesday that helped a lot for understanding the lab, so maybe helpful lecture notes at the bottom would be nice for the Tuesday labs.
- I thought that the labs were really confusing and hard to follow at times. They didn't always seem to line up with the things that were in the simulink model.
- I never found the instructions terribly difficult to follow, I felt like they were concise enough to instruct, but left enough room open for students to problem solve and THINK. Some students don't like to think evidently, so I heard (and I am sure you will as well) that the instructions were unclear and too challenging.
- Knew the material well and how to teach it effectively
- The labs were sometimes quite time consuming and were constrained and rushed by the limited time sections.
- I enjoyed the second to last lab the most.

6 - 6A - How would you rate the physical environment in which you took this class based upon your ability to see, hear, concentrate, and participate?

Response Option				Weight	Frequency	Percent	Percent Responses	Means											
Very Bad				(1)	0	0.00%		5.18	5.30	5.21									
Bad				(2)	0	0.00%													
Poor				(3)	0	0.00%													
Fair				(4)	1	9.09%													
Good				(5)	7	63.64%													
Very Good				(6)	3	27.27%													
								0	25	50	100	Question		College		Department			
Response Rate		Mean	STD	Median	College			Mean	STD	Median	Department		Mean	STD	Median				
11/21 (52.38%)		5.18	0.60	5.00	22489			5.30	0.87	5.00	2586		5.21	0.91	5.00				

7 - 7A - Please add any comments about the physical environment here:

Response Rate 4/21 (19.05%)

- Surge is a little bland and the room was consistently hot, but the actually work tables and robots we used were fair.
- normal classroom
- Enough space for all teams.
- The Lab TAs were very helpful.



Virginia Tech

Fall 2024 VT Student Perceptions of Teaching (SPOT)

Course: ME_4584_87357_202409: Robotics Laboratory-ME_4584_87357_202409
Instructor: Dylan Patrick Losey *
Response Rate: 12/21 (57.14 %)

8 - Please indicate the extent to which you agree or disagree with each of the following statements:

I improved my ability to problem solve.

Response Option		Weight	Frequency	Percent	Percent Responses	Means									
Strongly disagree		(1)	0	0.00%											
Disagree		(2)	0	0.00%											
Somewhat disagree		(3)	0	0.00%											
Somewhat agree		(4)	1	9.09%											
Agree		(5)	5	45.45%											
Strongly agree		(6)	5	45.45%											
					0	25	50	100	Question		College		Department		
Response Rate		Mean	STD	Median	College		Mean	STD	Median	Department		Mean	STD	Median	
11/21 (52.38%)		5.36	0.67	5.00	22628		5.13	1.01	5.00	2589		5.14	0.97	5.00	



8 - Please indicate the extent to which you agree or disagree with each of the following statements:

The textbook or course readings made a valuable contribution to my learning.

Response Option		Weight	Frequency	Percent	Percent Responses	Means									
Strongly disagree		(1)	0	0.00%											
Disagree		(2)	0	0.00%											
Somewhat disagree		(3)	1	9.09%											
Somewhat agree		(4)	6	54.55%											
Agree		(5)	3	27.27%											
Strongly agree		(6)	1	9.09%											
					0	25	50	100	Question		College		Department		
Response Rate		Mean	STD	Median	College		Mean	STD	Median	Department		Mean	STD	Median	
11/21 (52.38%)		4.36	0.81	4.00	22524		4.70	1.38	5.00	2583		4.48	1.45	5.00	

8 - Please indicate the extent to which you agree or disagree with each of the following statements:

The objectives of the course were clearly explained.

Response Option				Weight	Frequency	Percent	Percent Responses	Means							
Strongly disagree				(1)	0	0.00%									
Disagree				(2)	0	0.00%									
Somewhat disagree				(3)	0	0.00%									
Somewhat agree				(4)	3	27.27%									
Agree				(5)	4	36.36%									
Strongly agree				(6)	4	36.36%									
								0	25	50	100	Question	College	Department	
Response Rate		Mean	STD	Median	College		Mean	STD	Median	Department		Mean	STD	Median	
11/21 (52.38%)		5.09	0.83	5.00	22588		5.17	1.06	5.00	2592		5.09	1.09	5.00	

8 - Please indicate the extent to which you agree or disagree with each of the following statements:

The out-of-class assignments were educationally valuable.

Response Option		Weight	Frequency	Percent	Percent Responses	Means										
Strongly disagree		(1)	0	0.00%												
Disagree		(2)	0	0.00%												
Somewhat disagree		(3)	1	9.09%												
Somewhat agree		(4)	5	45.45%												
Agree		(5)	2	18.18%												
Strongly agree		(6)	3	27.27%												
					0	25	50	100	Question		College		Department			
Response Rate		Mean	STD	Median	College		Mean	STD	Median	Department		Mean	STD	Median		
11/21 (52.38%)		4.64	1.03	4.00	22393		5.11	1.11	5.00	2564		5.02	1.15	5.00		





Virginia Tech

Fall 2024 VT Student Perceptions of Teaching (SPOT)

Course: ME_4584_87357_202409: Robotics Laboratory-ME_4584_87357_202409
Instructor: Dylan Patrick Losey *
Response Rate: 12/21 (57.14 %)

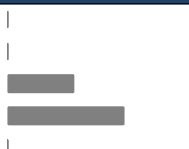



9 - The instructor related theories and concepts to practical issues.

Dylan Patrick Losey

Response Option	Weight	Frequency	Percent	Percent Responses	Means						
Strongly disagree	(1)	0	0.00%								
Disagree	(2)	0	0.00%								
Somewhat disagree	(3)	0	0.00%								
Somewhat agree	(4)	0	0.00%								
Agree	(5)	4	36.36%	■							
Strongly agree	(6)	7	63.64%	■							
					0 25 50 100	Question	College	Department			
Response Rate	Mean	STD	Median	College	Mean	STD	Median	Department	Mean	STD	Median
11/21 (52.38%)	5.64	0.50	6.00	24062	5.31	0.97	6.00	2581	5.29	0.99	6.00

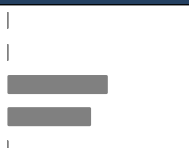



10 - At the end of this course, how do I rate my ability to:

Program the robot's forward kinematics, inverse kinematics, and Jacobian.

Response Option	Weight	Frequency	Percent	Percent Responses	Means						
Poor	(1)	0	0.00%								
Fair	(2)	0	0.00%								
Good	(3)	4	36.36%	■							
Excellent	(4)	7	63.64%	■							
N/A	(0)	0	0.00%								
					0 25 50 100	Question	College	Department			
Response Rate	Mean	STD	Median	College	Mean	STD	Median	Department	Mean	STD	Median
11/21 (52.38%)	3.64	0.50	4.00	31	3.61	0.50	4.00	31	3.61	0.50	4.00


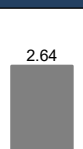
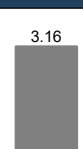
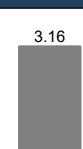
10 - At the end of this course, how do I rate my ability to:

Interact with the robot arm and measure it's joint space and workspace; compare the robot's measured position and velocity to the positions and velocities predicted by the robot's kinematics.

Response Option	Weight	Frequency	Percent	Percent Responses	Means						
Poor	(1)	0	0.00%								
Fair	(2)	0	0.00%								
Good	(3)	6	54.55%	■							
Excellent	(4)	5	45.45%	■							
N/A	(0)	0	0.00%								
					0 25 50 100	Question	College	Department			
Response Rate	Mean	STD	Median	College	Mean	STD	Median	Department	Mean	STD	Median
11/21 (52.38%)	3.45	0.52	3.00	31	3.58	0.50	4.00	31	3.58	0.50	4.00

10 - At the end of this course, how do I rate my ability to:

Control the robot arm to track a desired trajectory in joint space and in end-effector space.

Response Option	Weight	Frequency	Percent	Percent Responses	Means						
Poor	(1)	1	9.09%	■							
Fair	(2)	3	27.27%	■							
Good	(3)	6	54.55%	■							
Excellent	(4)	1	9.09%	■							
N/A	(0)	0	0.00%								
					0 25 50 100	Question	College	Department			
Response Rate	Mean	STD	Median	College	Mean	STD	Median	Department	Mean	STD	Median
11/21 (52.38%)	2.64	0.81	3.00	31	3.16	0.82	3.00	31	3.16	0.82	3.00