

Virginia Tech


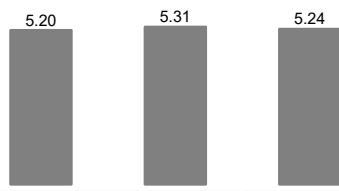
Fall 2024 VT Student Perceptions of Teaching (SPOT)

Course: ME_4584_87358_202409: Robotics Laboratory-ME_4584_87358_202409
Instructor: Dylan Patrick Losey *
Response Rate: 10/20 (50.00 %)

1 - Please indicate the extent to which you agree or disagree with each of the following statements:

1A - The instructor was well prepared.


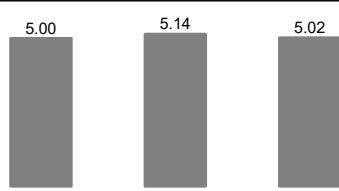
Dylan Patrick Losey

Response Option				Weight	Frequency	Percent	Percent Responses	Means				
Strongly disagree				(1)	0	0.00%			5.20	5.31	5.24	
Disagree				(2)	0	0.00%						
Somewhat disagree				(3)	0	0.00%						
Somewhat agree				(4)	1	10.00%						
Agree				(5)	6	60.00%						
Strongly agree				(6)	3	30.00%						
0 25 50 100												
Response Rate		Mean	STD	Median	College		Mean	STD	Median	Department		
10/20 (50.00%)		5.20	0.63	5.00	24647		5.31	1.01	6.00	2625		5.24
										1.08		6.00

1 - Please indicate the extent to which you agree or disagree with each of the following statements:

1B - The instructor presented the subject matter clearly.


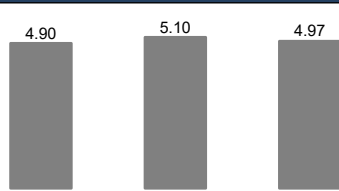
Dylan Patrick Losey

Response Option			Weight	Frequency	Percent	Percent Responses	Means								
Strongly disagree			(1)	0	0.00%			5.00	5.14	5.02	5.00	2611	5.02	1.24	5.00
Disagree			(2)	0	0.00%										
Somewhat disagree			(3)	0	0.00%										
Somewhat agree			(4)	2	20.00%										
Agree			(5)	6	60.00%										
Strongly agree			(6)	2	20.00%										
02550100															
Response Rate		Mean	STD	Median	College	Mean	STD	Median	Department	Mean	STD	Median			
10/20 (50.00%)		5.00	0.67	5.00	24466	5.14	1.15	5.00	2611	5.02	1.24	5.00			

1 - Please indicate the extent to which you agree or disagree with each of the following statements:

1C - The instructor provided feedback intended to improve my course performance.

Dylan Patrick Losey

Response Option				Weight	Frequency	Percent	Percent Responses	Means				
Strongly disagree				(1)	0	0.00%			4.90	5.10	4.97	
Disagree				(2)	0	0.00%						
Somewhat disagree				(3)	2	20.00%						
Somewhat agree				(4)	1	10.00%						
Agree				(5)	3	30.00%						
Strongly agree				(6)	4	40.00%						
0 25 50 100												
Response Rate		Mean	STD	Median	College		Mean	STD	Median	Department		
10/20 (50.00%)		4.90	1.20	5.00	24446		5.10	1.17	5.00	2603	4.97	1.23 5.00

Virginia Tech


Fall 2024 VT Student Perceptions of Teaching (SPOT)

Course: ME_4584_87358_202409: Robotics Laboratory-ME_4584_87358_202409
Instructor: Dylan Patrick Losey *
Response Rate: 10/20 (50.00 %)

1 - Please indicate the extent to which you agree or disagree with each of the following statements:

1D - The instructor fostered an atmosphere of mutual respect.


Dylan Patrick Losey

Response Option		Weight	Frequency	Percent	Percent Responses	Means									
Strongly disagree		(1)	0	0.00%		5.40	5.41	5.33	6.00	2605	5.33	1.01	6.00		
Disagree		(2)	0	0.00%											
Somewhat disagree		(3)	0	0.00%											
Somewhat agree		(4)	1	10.00%											
Agree		(5)	4	40.00%											
Strongly agree		(6)	5	50.00%											
					0	25	50	100	Question	College	Department				
Response Rate		Mean	STD	Median	College	Mean	STD	Median	Department	Mean	STD	Median			
10/20 (50.00%)		5.40	0.70	5.50	24424	5.41	0.95	6.00	2605	5.33	1.01	6.00			

1 - Please indicate the extent to which you agree or disagree with each of the following statements:

1E - Overall, the instructor's teaching was effective.

Dylan Patrick Losey

Response Option		Weight	Frequency	Percent	Percent Responses	Means								
Strongly disagree		(1)	0	0.00%		5.20	5.13	5.00	5.00	2587	5.00	1.27	5.00	
Disagree		(2)	0	0.00%										
Somewhat disagree		(3)	1	10.00%										
Somewhat agree		(4)	0	0.00%										
Agree		(5)	5	50.00%										
Strongly agree		(6)	4	40.00%										
					0	25	50	100	Question	College	Department			
Response Rate		Mean	STD	Median	College	Mean	STD	Median	Department	Mean	STD	Median		
10/20 (50.00%)		5.20	0.92	5.00	24242	5.13	1.18	5.00	2587	5.00	1.27	5.00		

2 - 2A - What did the instructor do that most helped in your learning?







Dylan Patrick Losey

Response Rate 6/20 (30%)

- Labs were about applying the lectures to real life.
- Made the lab instruction easy to follow and made the labs interesting.
- Having the lab assignments be set-up in advance with no reports was a good touch that made the labs enjoyable.
- Great lab, very interesting material, amazing practical applications.
- NA
- The TA Maya was incredibly helpful during the labs and the extensive instructions were also very helpful.

3 - Please indicate the extent to which you agree or disagree with each of the following statements:

3A - I have a deeper understanding of the subject matter as a result of this course.

Response Option				Weight	Frequency	Percent	Percent Responses	Means									
Strongly disagree				(1)	0	0.00%											
Disagree				(2)	0	0.00%											
Somewhat disagree				(3)	0	0.00%											
Somewhat agree				(4)	1	10.00%											
Agree				(5)	6	60.00%											
Strongly agree				(6)	3	30.00%											
								0	25	50	100	Question	College	Department			
Response Rate		Mean	STD	Median	College		Mean	STD	Median	Department	Mean	STD	Median				
10/20 (50.00%)		5.20	0.63	5.00	22731		5.19	1.04	5.00	2603	5.13	1.08	5.00				

Virginia Tech

Fall 2024 VT Student Perceptions of Teaching (SPOT)

Course:ME_4584_87358_202409: Robotics Laboratory-ME_4584_87358_202409

Instructor:Dylan Patrick Losey *

Response Rate:10/20 (50.00 %)

3 - Please indicate the extent to which you agree or disagree with each of the following statements:

3B - My interest in the subject matter was stimulated by this course.

Response Option		Weight	Frequency	Percent	Percent Responses	Means									
Strongly disagree		(1)	0	0.00%											
Disagree		(2)	0	0.00%											
Somewhat disagree		(3)	0	0.00%											
Somewhat agree		(4)	2	20.00%											
Agree		(5)	5	50.00%											
Strongly agree		(6)	3	30.00%											
					02550100	Question		College		Department					
Response Rate		Mean	STD	Median	College		Mean	STD	Median		Department		Mean	STD	Median
10/20 (50.00%)		5.10	0.74	5.00	22595		4.98	1.24	5.00		2590		4.86	1.30	5.00

4 - 4A - What could you have done to be a better learner?

Response Rate	7/20 (35%)
<div><div>• Ask more questions.</div><div>• Read the lab manual before coming to the lab.</div><div>• I could have shown up to every lab.</div><div>• Nothing, I did my best.</div><div>• NA</div><div>• Done more work to understand what was going on in the lab.</div><div>• I could have looked at the labs before attending them.</div></div>	

5 - 5A - Please add any additional comments regarding the course and/or instructor here:

Dylan Patrick Losey	
Response Rate	5/20 (25%)
<div><div>• The lectures were a bit hard to understand so it was quite difficult to finish the lab.</div><div>• The lab was fun, it was interesting to see the robotics in action and stuff linked well to course materials. There were often software/hardware issues that affected the labs though.</div><div>• Dr. Losey is the best professor I had in college. I am a big fan.</div><div>• NA</div><div>• The robots malfunctioning was very annoying.</div></div>	

6 - 6A - How would you rate the physical environment in which you took this class based upon your ability to see, hear, concentrate, and participate?

Response Option		Weight	Frequency	Percent	Percent Responses	Means						
Very Bad		(1)	0	0.00%								
Bad		(2)	0	0.00%								
Poor		(3)	0	0.00%								
Fair		(4)	0	0.00%								
Good		(5)	7	70.00%								
Very Good		(6)	3	30.00%								
					02550100	Question	College	Department				
Response Rate		Mean	STD	Median	College	Mean	STD	Median	Department	Mean	STD	Median
10/20 (50.00%)		5.30	0.48	5.00	22489	5.30	0.87	5.00	2586	5.21	0.91	5.00

Virginia Tech

Fall 2024 VT Student Perceptions of Teaching (SPOT)

Course: ME_4584_87358_202409: Robotics Laboratory-ME_4584_87358_202409
Instructor: Dylan Patrick Losey *
Response Rate: 10/20 (50.00 %)

7 - 7A - Please add any comments about the physical environment here:

Response Rate 5/20 (25%)

- All the computers in the lab were too old so it took a while to operation the matlab code.
- N/A
- N/A
- NA
- It was sometimes very hot in the room.

8 - Please indicate the extent to which you agree or disagree with each of the following statements:

I improved my ability to problem solve.

Response Option		Weight	Frequency	Percent	Percent Responses	Means								
Strongly disagree		(1)	0	0.00%										
Disagree		(2)	0	0.00%										
Somewhat disagree		(3)	0	0.00%										
Somewhat agree		(4)	1	10.00%										
Agree		(5)	6	60.00%										
Strongly agree		(6)	3	30.00%										
					0	25	50	100	Question	College		Department		
Response Rate		Mean	STD	Median	College		Mean	STD	Median	Department		Mean	STD	Median
10/20 (50.00%)		5.20	0.63	5.00	22628		5.13	1.01	5.00	2589		5.14	0.97	5.00

8 - Please indicate the extent to which you agree or disagree with each of the following statements:

The textbook or course readings made a valuable contribution to my learning.

Response Option		Weight	Frequency	Percent	Percent Responses	Means						
Strongly disagree		(1)	0	0.00%								
Disagree		(2)	0	0.00%								
Somewhat disagree		(3)	0	0.00%								
Somewhat agree		(4)	5	50.00%								
Agree		(5)	3	30.00%								
Strongly agree		(6)	2	20.00%								
					0	25	50	100	Question	College	Department	
Response Rate		Mean	STD	Median	College	Mean	STD	Median	Department	Mean	STD	Median
10/20 (50.00%)		4.70	0.82	4.50	22524	4.70	1.38	5.00	2583	4.48	1.45	5.00

8 - Please indicate the extent to which you agree or disagree with each of the following statements:

The objectives of the course were clearly explained.

Response Option		Weight	Frequency	Percent	Percent Responses	Means						
Strongly disagree		(1)	0	0.00%								
Disagree		(2)	0	0.00%								
Somewhat disagree		(3)	0	0.00%								
Somewhat agree		(4)	2	20.00%								
Agree		(5)	6	60.00%								
Strongly agree		(6)	2	20.00%								
					0	25	50	100	Question	College	Department	
Response Rate		Mean	STD	Median	College	Mean	STD	Median	Department	Mean	STD	Median
10/20 (50.00%)		5.00	0.67	5.00	22588	5.17	1.06	5.00	2592	5.09	1.09	5.00

Virginia Tech

Fall 2024 VT Student Perceptions of Teaching (SPOT)

Course: ME_4584_87358_202409: Robotics Laboratory-ME_4584_87358_202409
Instructor: Dylan Patrick Losey *
Response Rate: 10/20 (50.00 %)

8 - Please indicate the extent to which you agree or disagree with each of the following statements:

The out-of-class assignments were educationally valuable.

Response Option		Weight	Frequency	Percent	Percent Responses	Means									
Strongly disagree		(1)	0	0.00%											
Disagree		(2)	0	0.00%											
Somewhat disagree		(3)	0	0.00%											
Somewhat agree		(4)	1	10.00%											
Agree		(5)	7	70.00%											
Strongly agree		(6)	2	20.00%											
					0	25	50	100	Question		College		Department		
Response Rate		Mean	STD	Median	College		Mean	STD	Median	Department		Mean	STD	Median	
10/20 (50.00%)		5.10	0.57	5.00	22393		5.11	1.11	5.00	2564		5.02	1.15	5.00	

9 - The instructor related theories and concepts to practical issues.

Dylan Patrick Losey

Response Option		Weight	Frequency	Percent	Percent Responses	Means										
Strongly disagree		(1)	0	0.00%			5.20		5.31		5.29					
Disagree		(2)	0	0.00%												
Somewhat disagree		(3)	0	0.00%												
Somewhat agree		(4)	1	10.00%												
Agree		(5)	6	60.00%												
Strongly agree		(6)	3	30.00%												
					0	25	50	100	Question		College		Department			
Response Rate		Mean	STD	Median	College		Mean	STD	Median	Department		Mean	STD	Median		
10/20 (50.00%)		5.20	0.63	5.00	24062		5.31	0.97	6.00	2581		5.29	0.99	6.00		

10 - At the end of this course, how do I rate my ability to:

Program the robot's forward kinematics, inverse kinematics, and Jacobian.

Response Option				Weight	Frequency	Percent	Percent Responses	Means											
Poor				(1)	0	0.00%	<div><div></div><div></div><div></div><div></div><div></div></div>	3.60		3.61		3.61							
Fair				(2)	0	0.00%													
Good				(3)	4	40.00%													
Excellent				(4)	6	60.00%													
N/A				(0)	0	0.00%													
								0	25	50	100	Question		College		Department			
Response Rate		Mean	STD	Median	College			Mean	STD	Median	Department		Mean	STD	Median				
10/20 (50.00%)		3.60	0.52	4.00	31			3.61	0.50	4.00	31		3.61	0.50	4.00				

10 - At the end of this course, how do I rate my ability to:

Interact with the robot arm and measure it's joint space and workspace; compare the robot's measured position and velocity to the positions and velocities predicted by the robot's kinematics.

Response Option				Weight	Frequency	Percent	Percent Responses	Means						
Poor				(1)	0	0.00%	<div><div></div><div></div><div></div><div></div><div></div></div>	<div><div>3.70</div><div>3.58</div><div>3.58</div></div>						
Fair				(2)	0	0.00%								
Good				(3)	3	30.00%								
Excellent				(4)	7	70.00%								
N/A				(0)	0	0.00%								
<div><div>0</div><div>25</div><div>50</div><div>100</div></div>								Question	College	Department				
Response Rate		Mean	STD	Median	College		Mean	STD	Median	Department		Mean	STD	Median
10/20 (50.00%)		3.70	0.48	4.00	31		3.58	0.50	4.00	31		3.58	0.50	4.00

Virginia Tech

Fall 2024 VT Student Perceptions of Teaching (SPOT)

Course: ME_4584_87358_202409: Robotics Laboratory-ME_4584_87358_202409

Instructor: Dylan Patrick Losey *

Response Rate: 10/20 (50.00 %)

10 - At the end of this course, how do I rate my ability to:														
Control the robot arm to track a desired trajectory in joint space and in end-effector space.														
Response Option		Weight	Frequency	Percent	Percent Responses	Means								
Poor		(1)	0	0.00%	<div><div></div><div></div><div></div><div></div><div></div></div> <div>02550100</div>	<div><div></div><div></div><div></div><div></div><div></div></div> <div>3.503.163.16</div>								
Fair		(2)	1	10.00%										
Good		(3)	3	30.00%										
Excellent		(4)	6	60.00%										
N/A		(0)	0	0.00%										
					02550100		Question		College		Department			
Response Rate		Mean	STD	Median	College		Mean	STD	Median	Department		Mean	STD	Median
10/20 (50.00%)		3.50	0.71	4.00	31		3.16	0.82	3.00	31		3.16	0.82	3.00