

Virginia Tech



Fall 2024 VT Student Perceptions of Teaching (SPOT)

Course: ME_5984_92378_202409: SS: Grad Robotics Lab-ME_5984_92378_202409
Instructor: Dylan Patrick Losey *
Response Rate: 3/5 (60.00 %)

1 - Please indicate the extent to which you agree or disagree with each of the following statements:

1A - The instructor was well prepared.



Dylan Patrick Losey

Response Option		Weight	Frequency	Percent	Percent Responses	Means							
Strongly disagree		(1)	0	0.00%									
Disagree		(2)	0	0.00%									
Somewhat disagree		(3)	0	0.00%									
Somewhat agree		(4)	2	66.67%									
Agree		(5)	0	0.00%									
Strongly agree		(6)	1	33.33%									
					0	25	50	100	Question	College	Department		
Response Rate		Mean	STD	Median	College	Mean	STD	Median	Department	Mean	STD	Median	
3/5 (60.00%)		4.67	1.15	4.00	24647	5.31	1.01	6.00	2625	5.24	1.08	6.00	

1 - Please indicate the extent to which you agree or disagree with each of the following statements:

1B - The instructor presented the subject matter clearly.

Dylan Patrick Losey

Response Option			Weight	Frequency	Percent	Percent Responses	Means							
Strongly disagree			(1)	0	0.00%									
Disagree			(2)	0	0.00%									
Somewhat disagree			(3)	0	0.00%									
Somewhat agree			(4)	0	0.00%									
Agree			(5)	2	66.67%									
Strongly agree			(6)	1	33.33%									
						0	25	50	100	Question	College		Department	
Response Rate		Mean	STD	Median	College	Mean	STD	Median	Department	Mean	STD	Median		
3/5 (60.00%)		5.33	0.58	5.00	24466	5.14	1.15	5.00	2611	5.02	1.24	5.00		

1 - Please indicate the extent to which you agree or disagree with each of the following statements:

1C - The instructor provided feedback intended to improve my course performance.

Dylan Patrick Losey

Response Option		Weight	Frequency	Percent	Percent Responses	Means						
Strongly disagree		(1)	0	0.00%	<div><div></div><div></div><div></div><div></div><div></div><div></div></div>	<div><div>6.00</div></div>	<div><div>5.10</div></div>	<div><div>4.97</div></div>	<div><div></div></div>	<div><div></div></div>	<div><div></div></div>	
Disagree		(2)	0	0.00%								
Somewhat disagree		(3)	0	0.00%								
Somewhat agree		(4)	0	0.00%								
Agree		(5)	0	0.00%								
Strongly agree		(6)	3	100.00%								
					02550100	Question	College	Department				
Response Rate		Mean	STD	Median	College	Mean	STD	Median	Department	Mean	STD	Median
3/5 (60.00%)		6.00	0.00	6.00	24446	5.10	1.17	5.00	2603	4.97	1.23	5.00

Virginia Tech


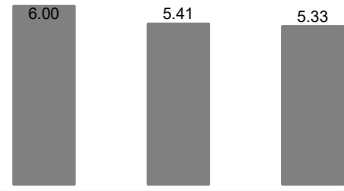
Fall 2024 VT Student Perceptions of Teaching (SPOT)

Course: ME_5984_92378_202409: SS: Grad Robotics Lab-ME_5984_92378_202409
Instructor: Dylan Patrick Losey *
Response Rate: 3/5 (60.00 %)

1 - Please indicate the extent to which you agree or disagree with each of the following statements:

1D - The instructor fostered an atmosphere of mutual respect.


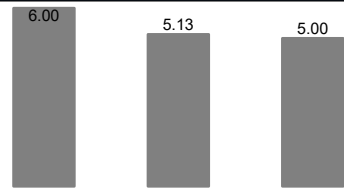
Dylan Patrick Losey

Response Option		Weight	Frequency	Percent	Percent Responses	Means										
Strongly disagree		(1)	0	0.00%												
Disagree		(2)	0	0.00%												
Somewhat disagree		(3)	0	0.00%												
Somewhat agree		(4)	0	0.00%												
Agree		(5)	0	0.00%												
Strongly agree		(6)	3	100.00%												
					0	25	50	100	Question		College		Department			
Response Rate		Mean	STD	Median	College		Mean	STD	Median	Department		Mean	STD	Median		
3/5 (60.00%)		6.00	0.00	6.00	24424		5.41	0.95	6.00	2605		5.33	1.01	6.00		

1 - Please indicate the extent to which you agree or disagree with each of the following statements:

1E - Overall, the instructor's teaching was effective.

Dylan Patrick Losey

Response Option				Weight	Frequency	Percent	Percent Responses	Means							
Strongly disagree				(1)	0	0.00%									
Disagree				(2)	0	0.00%									
Somewhat disagree				(3)	0	0.00%									
Somewhat agree				(4)	0	0.00%									
Agree				(5)	0	0.00%									
Strongly agree				(6)	3	100.00%									
								0	25	50	100	Question	College	Department	
Response Rate		Mean	STD	Median	College		Mean	STD	Median	Department		Mean	STD	Median	
3/5 (60.00%)		6.00	0.00	6.00	24242		5.13	1.18	5.00	2587		5.00	1.27	5.00	

2 - 2A - What did the instructor do that most helped in your learning?


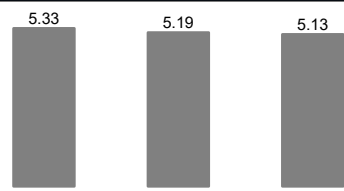
Dylan Patrick Losey

Response Rate 3/5 (60%)

- Correlated some Homework and Lab tasks.
- Using the robots to see what the concepts do physically and how manipulating the math manipulated the robot. The hands on aspect of the lab was very helpful.
- It was nice to apply the concepts learned in class to real life.

3 - Please indicate the extent to which you agree or disagree with each of the following statements:

3A - I have a deeper understanding of the subject matter as a result of this course.

Response Option				Weight	Frequency	Percent	Percent Responses	Means							
Strongly disagree				(1)	0	0.00%									
Disagree				(2)	0	0.00%									
Somewhat disagree				(3)	0	0.00%									
Somewhat agree				(4)	0	0.00%									
Agree				(5)	2	66.67%									
Strongly agree				(6)	1	33.33%									
								0	25	50	100	Question	College	Department	
Response Rate		Mean	STD	Median	College		Mean	STD	Median	Department		Mean	STD	Median	
3/5 (60.00%)		5.33	0.58	5.00	22731		5.19	1.04	5.00	2603		5.13	1.08	5.00	

Virginia Tech

Fall 2024 VT Student Perceptions of Teaching (SPOT)

Course: ME_5984_92378_202409: SS: Grad Robotics Lab-ME_5984_92378_202409
Instructor: Dylan Patrick Losey *
Response Rate: 3/5 (60.00 %)

3 - Please indicate the extent to which you agree or disagree with each of the following statements:

3B - My interest in the subject matter was stimulated by this course.

Response Option		Weight	Frequency	Percent	Percent Responses	Means						
Strongly disagree		(1)	0	0.00%	<div><div></div></div>	<div><div><div>5.67</div></div><div><div>4.98</div></div><div><div>4.86</div></div></div>						
Disagree		(2)	0	0.00%								
Somewhat disagree		(3)	0	0.00%								
Somewhat agree		(4)	0	0.00%								
Agree		(5)	1	33.33%	<div><div></div></div>							
Strongly agree		(6)	2	66.67%	<div><div></div></div>							
					0	25	50	100	Question	College	Department	
Response Rate		Mean	STD	Median	College	Mean	STD	Median	Department	Mean	STD	Median
3/5 (60.00%)		5.67	0.58	6.00	22595	4.98	1.24	5.00	2590	4.86	1.30	5.00

4 - 4A - What could you have done to be a better learner?

Response Rate 3/5 (60%)

- I could have prepared better for the Lab.
- Overview lab materials before coming to the lab to better understand the content for the day.
- Prepare well for the labs beforehand

5 - 5A - Please add any additional comments regarding the course and/or instructor here:

Dylan Patrick Losey

Response Rate 3/5 (60%)

- It's great to have the lab however it can be weird if some have lab before HW is due and some not or the topic is just touched on in the class at the same day of the Lab. The tasks were rather to much for the given time. However, the great work of the TAs needs to be a knowledge they allowed starting early and sometimes even finish late and helped a lot with questions, concepts and even debugging.
- Maybe adding a small prelab that would have the students develop the large matlab components before coming to the lab would save time in class for the students to actually complete the lab parts instead of trouble shooting code the whole time which is what happened to a lot of people.
- The labs seemed bit longer than the assigned time. It was always 2 hours of work for 1 hour 15 minutes lab.

6 - 6A - How would you rate the physical environment in which you took this class based upon your ability to see, hear, concentrate, and participate?

Response Option				Weight	Frequency	Percent	Percent Responses	Means							
Very Bad				(1)	0	0.00%	<div><div></div><div></div><div></div><div></div><div></div><div></div></div>	<div><div>5.33</div><div>5.30</div><div>5.21</div></div>							
Bad				(2)	0	0.00%									
Poor				(3)	0	0.00%									
Fair				(4)	0	0.00%									
Good				(5)	2	66.67%									
Very Good				(6)	1	33.33%									
								0	25	50	100	Question	College	Department	
Response Rate		Mean	STD	Median	College		Mean	STD	Median	Department	Mean	STD	Median		
3/5 (60.00%)		5.33	0.58	5.00	22489		5.30	0.87	5.00	2586	5.21	0.91	5.00		

7 - 7A - Please add any comments about the physical environment here:

Response Rate 1/5 (20%)

- Computers are painstakingly slow which adds some stress to the challenge to finish in time.

Virginia Tech

Fall 2024 VT Student Perceptions of Teaching (SPOT)

Course: ME_5984_92378_202409: SS: Grad Robotics Lab-ME_5984_92378_202409
Instructor: Dylan Patrick Losey *
Response Rate: 3/5 (60.00 %)

8 - Please indicate the extent to which you agree or disagree with each of the following statements:

I improved my ability to problem solve.

Response Option		Weight	Frequency	Percent	Percent Responses	Means						
Strongly disagree		(1)	0	0.00%								
Disagree		(2)	0	0.00%								
Somewhat disagree		(3)	0	0.00%								
Somewhat agree		(4)	0	0.00%								
Agree		(5)	1	33.33%								
Strongly agree		(6)	2	66.67%								
					0	25	50	100	Question	College	Department	
Response Rate		Mean	STD	Median	College	Mean	STD	Median	Department	Mean	STD	Median
3/5 (60.00%)		5.67	0.58	6.00	22628	5.13	1.01	5.00	2589	5.14	0.97	5.00

8 - Please indicate the extent to which you agree or disagree with each of the following statements:

The textbook or course readings made a valuable contribution to my learning.

Response Option		Weight	Frequency	Percent	Percent Responses	Means						
Strongly disagree		(1)	0	0.00%								
Disagree		(2)	0	0.00%								
Somewhat disagree		(3)	1	33.33%								
Somewhat agree		(4)	0	0.00%								
Agree		(5)	0	0.00%								
Strongly agree		(6)	2	66.67%								
					0	25	50	100	Question	College	Department	
Response Rate		Mean	STD	Median	College	Mean	STD	Median	Department	Mean	STD	Median
3/5 (60.00%)		5.00	1.73	6.00	22524	4.70	1.38	5.00	2583	4.48	1.45	5.00

8 - Please indicate the extent to which you agree or disagree with each of the following statements:

The objectives of the course were clearly explained.

Response Option		Weight	Frequency	Percent	Percent Responses	Means						
Strongly disagree		(1)	0	0.00%								
Disagree		(2)	0	0.00%								
Somewhat disagree		(3)	0	0.00%								
Somewhat agree		(4)	0	0.00%								
Agree		(5)	1	33.33%								
Strongly agree		(6)	2	66.67%								
					0	25	50	100	Question	College	Department	
Response Rate		Mean	STD	Median	College	Mean	STD	Median	Department	Mean	STD	Median
3/5 (60.00%)		5.67	0.58	6.00	22588	5.17	1.06	5.00	2592	5.09	1.09	5.00

8 - Please indicate the extent to which you agree or disagree with each of the following statements:

The out-of-class assignments were educationally valuable.

Response Option		Weight	Frequency	Percent	Percent Responses	Means								
Strongly disagree		(1)	0	0.00%										
Disagree		(2)	0	0.00%										
Somewhat disagree		(3)	1	33.33%										
Somewhat agree		(4)	0	0.00%										
Agree		(5)	0	0.00%										
Strongly agree		(6)	2	66.67%										
					0	25	50	100	Question	College		Department		
Response Rate		Mean	STD	Median	College		Mean	STD	Median	Department		Mean	STD	Median
3/5 (60.00%)		5.00	1.73	6.00	22393		5.11	1.11	5.00	2564		5.02	1.15	5.00

Virginia Tech

Fall 2024 VT Student Perceptions of Teaching (SPOT)


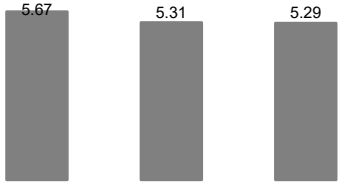


Course: ME_5984_92378_202409: SS: Grad Robotics Lab-ME_5984_92378_202409

Instructor: Dylan Patrick Losey *

Response Rate: 3/5 (60.00 %)

9 - The instructor related theories and concepts to practical issues.

Dylan Patrick Losey

Response Option	Weight	Frequency	Percent	Percent Responses	Means							
Strongly disagree	(1)	0	0.00%									
Disagree	(2)	0	0.00%									
Somewhat disagree	(3)	0	0.00%									
Somewhat agree	(4)	0	0.00%									
Agree	(5)	1	33.33%									
Strongly agree	(6)	2	66.67%									
					0	25	50	100	Question	College	Department	
Response Rate	Mean	STD	Median	College	Mean	STD	Median	Department	Mean	STD	Median	
3/5 (60.00%)	5.67	0.58	6.00	24062	5.31	0.97	6.00	2581	5.29	0.99	6.00	