

Virginia Tech



Fall 2025 VT Student Perceptions of Teaching (SPOT)

Course: ME_4584_87622_202509: Robotics Laboratory-ME_4584_87622_202509
Instructor: Dylan Patrick Losey *
Response Rate: 12/25 (48.00 %)

1 - Please indicate the extent to which you agree or disagree with each of the following statements:

1A - The instructor was well prepared.



Dylan Patrick Losey

Response Option				Weight	Frequency	Percent	Percent Responses	Means								
Strongly disagree				(1)	0	0.00%										
Disagree				(2)	0	0.00%										
Somewhat disagree				(3)	0	0.00%										
Somewhat agree				(4)	3	27.27%										
Agree				(5)	3	27.27%										
Strongly agree				(6)	5	45.45%										
								0	25	50	100	Question	College		Department	
Response Rate		Mean	STD	Median	College		Mean	STD	Median	Department		Mean	STD	Median		
11/25 (44.00%)		5.18	0.87	5.00	23996		5.34	0.97	6.00	3215		5.26	1.03	6.00		

1 - Please indicate the extent to which you agree or disagree with each of the following statements:

1B - The instructor presented the subject matter clearly.



Dylan Patrick Losey

Response Option			Weight	Frequency	Percent	Percent Responses		Means					
Strongly disagree			(1)	0	0.00%								
Disagree			(2)	0	0.00%								
Somewhat disagree			(3)	0	0.00%								
Somewhat agree			(4)	2	18.18%								
Agree			(5)	4	36.36%								
Strongly agree			(6)	5	45.45%								
						0	25	50	100	Question	College	Department	
Response Rate		Mean	STD	Median	College	Mean	STD	Median	Department	Mean	STD	Median	
11/25 (44.00%)		5.27	0.79	5.00	23792	5.17	1.13	6.00	3195	5.05	1.20	5.00	

1 - Please indicate the extent to which you agree or disagree with each of the following statements:

1C - The instructor provided feedback intended to improve my course performance.

Dylan Patrick Losey

Response Option				Weight	Frequency	Percent	Percent Responses	Means							
Strongly disagree				(1)	0	0.00%									
Disagree				(2)	0	0.00%									
Somewhat disagree				(3)	1	9.09%									
Somewhat agree				(4)	3	27.27%									
Agree				(5)	3	27.27%									
Strongly agree				(6)	4	36.36%									
								0	25	50	100	Question	College	Department	
Response Rate		Mean	STD	Median	College		Mean	STD	Median	Department	Mean	STD	Median		
11/25 (44.00%)		4.91	1.04	5.00	23781		5.11	1.17	5.00	3196	4.92	1.26	5.00		

Virginia Tech

Fall 2025 VT Student Perceptions of Teaching (SPOT)

Course: ME_4584_87622_202509: Robotics Laboratory-ME_4584_87622_202509

Instructor: Dylan Patrick Losey *

Response Rate: 12/25 (48.00 %)

1 - Please indicate the extent to which you agree or disagree with each of the following statements:

1D - The instructor fostered an atmosphere of mutual respect.

Dylan Patrick Losey

Response Option		Weight	Frequency	Percent	Percent Responses	Means									
Strongly disagree		(1)	0	0.00%											
Disagree		(2)	0	0.00%											
Somewhat disagree		(3)	0	0.00%											
Somewhat agree		(4)	1	9.09%											
Agree		(5)	4	36.36%											
Strongly agree		(6)	6	54.55%											
					0	25	50	100	Question		College		Department		
Response Rate		Mean	STD	Median	College		Mean	STD	Median	Department		Mean	STD	Median	
11/25 (44.00%)		5.45	0.69	6.00	23758		5.41	0.96	6.00	3195		5.31	1.04	6.00	

1 - Please indicate the extent to which you agree or disagree with each of the following statements:

1E - Overall, the instructor's teaching was effective.

Dylan Patrick Losey

Response Option		Weight	Frequency	Percent	Percent Responses	Means									
Strongly disagree		(1)	0	0.00%											
Disagree		(2)	0	0.00%											
Somewhat disagree		(3)	1	9.09%											
Somewhat agree		(4)	2	18.18%											
Agree		(5)	4	36.36%											
Strongly agree		(6)	4	36.36%											
					0	25	50	100	Question		College		Department		
Response Rate		Mean	STD	Median	College		Mean	STD	Median	Department		Mean	STD	Median	
11/25 (44.00%)		5.00	1.00	5.00	23624		5.14	1.17	6.00	3185		5.01	1.26	5.00	

2 - 2A - What did the instructor do that most helped in your learning?

Dylan Patrick Losey

Response Rate	9/25 (36%)
<ul style="list-style-type: none">• Mentioned lab topics beforehand• -• The class was extremely helpful in conducting the lab, which was really nice. The labs were also interesting which made them more enjoyable. The TAs were also pretty helpful.• The lab manuals were well written and I am glad we had access to them before lab.• Great lab and greatly made connections from the material in the lectures.• I learned a lot about the practicality of what we were learning in class, but without feedback I didn't know what I did wrong without specifically asking the TAs to bring the paper to the next in-person session.• The real applications of taught subject matter worked well to solidify my understanding.• The labs were related to the lectures, which helped reinforce understanding of those concepts. Additionally, the later labs were especially interesting once we were able to program the robot arm movement.• The labs were really cool, and we got to put most of the important concepts taught in class in action which was really helpful.	

Virginia Tech

Fall 2025 VT Student Perceptions of Teaching (SPOT)

Course: ME_4584_87622_202509: Robotics Laboratory-ME_4584_87622_202509
Instructor: Dylan Patrick Losey *
Response Rate: 12/25 (48.00 %)

3 - Please indicate the extent to which you agree or disagree with each of the following statements:

3A - I have a deeper understanding of the subject matter as a result of this course.

Response Option		Weight	Frequency	Percent	Percent Responses	Means										
Strongly disagree		(1)	0	0.00%		5.36		5.23		5.17						
Disagree		(2)	1	9.09%												
Somewhat disagree		(3)	0	0.00%												
Somewhat agree		(4)	0	0.00%												
Agree		(5)	3	27.27%												
Strongly agree		(6)	7	63.64%												
					0	25	50	100	Question		College		Department			
Response Rate		Mean	STD	Median	College		Mean	STD	Median	Department		Mean	STD	Median		
11/25 (44.00%)		5.36	1.21	6.00	21970		5.23	1.02	5.00	3147		5.17	1.07	5.00		

3 - Please indicate the extent to which you agree or disagree with each of the following statements:

3B - My interest in the subject matter was stimulated by this course.

Response Option		Weight	Frequency	Percent	Percent Responses	Means									
Strongly disagree		(1)	0	0.00%											
Disagree		(2)	1	9.09%											
Somewhat disagree		(3)	0	0.00%											
Somewhat agree		(4)	0	0.00%											
Agree		(5)	3	27.27%											
Strongly agree		(6)	7	63.64%											
					0	25	50	100	Question	College		Department			
Response Rate		Mean	STD	Median	College		Mean	STD	Median	Department		Mean	STD	Median	
11/25 (44.00%)		5.36	1.21	6.00	21988		4.99	1.25	5.00	3162		4.83	1.34	5.00	

4 - 4A - What could you have done to be a better learner?

Response Rate	7/25 (28%)
<ul style="list-style-type: none">-NothingNothing I was the ideal student.Possibly go over the lab manuals more before the day it is done.Read the lab manual and completed all of the calculation components beforehand so there was more time to troubleshoot any mechanical issues.Prepare for the labs more beforehand.As for the labs, I don't think I could have done anything better. I was able to provide great input to my team and we managed to do most labs without any problems.	

5 - 5A - Please add any additional comments regarding the course and/or instructor here:

Dylan Patrick Losey

Response Rate	9/25 (36%)
<ul style="list-style-type: none">The time slot for this lab maybe should be longer since it often took longer than 75 minutes to finish-N/AFor harder more code heavy labs, the code should be done before hand but is impossible without the simulink diagrams. Some of the coding took a long time and could not be troubleshooted during the lab hours, so providing the code ahead of time or making it faster to do would be good.Great TAs that helped whenever we got stuck during the lab.It's a fun lab, but the challenge of it should be communicated more. Also, there were no readings or out-of-class assignments for this course, so I'm not sure what to put for the lower section.The lab was good, but the computers we used were so unbelievably slow and made some of the labs very difficult to finish in time.Some of the labs were too long to complete in the time allotted. Either the lab time should be longer or there should be more labs because some should be split into two. The last lab was especially difficult to complete in time, and it seemed like the second half alone should have been its own lab. Additionally, (this is more of a departmental recommendation) the laptops were difficult to work with because of how slow/old they are, which also contributed to the labs taking longer than the time period.Dr. Losey the labs were really fun and great to practically understand the topics you teach in class.	

Virginia Tech

Fall 2025 VT Student Perceptions of Teaching (SPOT)

Course: ME_4584_87622_202509: Robotics Laboratory-ME_4584_87622_202509
Instructor: Dylan Patrick Losey *
Response Rate: 12/25 (48.00 %)

6 - 6A - How would you rate the physical environment in which you took this class based upon your ability to see, hear, concentrate, and participate?

Response Option				Weight	Frequency	Percent	Percent Responses	Means				
Very Bad				(1)	0	0.00%						
Bad				(2)	0	0.00%						
Poor				(3)	0	0.00%						
Fair				(4)	1	10.00%						
Good				(5)	5	50.00%						
Very Good				(6)	4	40.00%						
02550100												
Response Rate		Mean	STD	Median	College		Mean	STD	Median	Department		
10/25 (40.00%)		5.30	0.67	5.00	21636		5.27	0.90	5.00	3105		5.14

7 - 7A - Please add any comments about the physical environment here:

Response Rate 7/25 (28%)

- -
- N/A
- Some of the chairs were too tall and hurt my back.
- All good here.
- The computers should be upgraded.
- Since multiple people (2-4) were at each lab bench, having more chairs would be nice.
- No additional comments.

8 - Please indicate the extent to which you agree or disagree with each of the following statements:

I improved my ability to problem solve.

Response Option		Weight	Frequency	Percent	Percent Responses	Means										
Strongly disagree		(1)	0	0.00%												
Disagree		(2)	0	0.00%												
Somewhat disagree		(3)	1	9.09%												
Somewhat agree		(4)	0	0.00%												
Agree		(5)	5	45.45%												
Strongly agree		(6)	5	45.45%												
					0	25	50	100	Question		College		Department			
Response Rate		Mean	STD	Median	College		Mean	STD	Median	Department		Mean	STD	Median		
11/25 (44.00%)		5.27	0.90	5.00	22018		5.15	0.99	5.00	3164		5.12	1.01	5.00		

8 - Please indicate the extent to which you agree or disagree with each of the following statements:

The textbook or course readings made a valuable contribution to my learning.

Response Option		Weight	Frequency	Percent	Percent Responses	Means										
Strongly disagree		(1)	0	0.00%												
Disagree		(2)	2	18.18%												
Somewhat disagree		(3)	2	18.18%												
Somewhat agree		(4)	2	18.18%												
Agree		(5)	2	18.18%												
Strongly agree		(6)	3	27.27%												
					0	25	50	100	Question		College		Department			
Response Rate		Mean	STD	Median	College		Mean	STD	Median	Department		Mean	STD	Median		
11/25 (44.00%)		4.18	1.54	4.00	21913		4.72	1.37	5.00	3141		4.50	1.45	5.00		

Virginia Tech

Fall 2025 VT Student Perceptions of Teaching (SPOT)

Course: ME_4584_87622_202509: Robotics Laboratory-ME_4584_87622_202509
Instructor: Dylan Patrick Losey *
Response Rate: 12/25 (48.00 %)

8 - Please indicate the extent to which you agree or disagree with each of the following statements:

The objectives of the course were clearly explained.

Response Option				Weight	Frequency	Percent	Percent Responses	Means							
Strongly disagree				(1)	0	0.00%									
Disagree				(2)	1	9.09%									
Somewhat disagree				(3)	2	18.18%									
Somewhat agree				(4)	1	9.09%									
Agree				(5)	5	45.45%									
Strongly agree				(6)	2	18.18%									
								0	25	50	100	Question	College	Department	
Response Rate		Mean	STD	Median	College		Mean	STD	Median	Department		Mean	STD	Median	
11/25 (44.00%)		4.45	1.29	5.00	21994		5.20	1.03	5.00	3157		5.06	1.12	5.00	

8 - Please indicate the extent to which you agree or disagree with each of the following statements:

The out-of-class assignments were educationally valuable.

Response Option		Weight	Frequency	Percent	Percent Responses	Means						
Strongly disagree		(1)	0	0.00%								
Disagree		(2)	2	18.18%								
Somewhat disagree		(3)	0	0.00%								
Somewhat agree		(4)	4	36.36%								
Agree		(5)	3	27.27%								
Strongly agree		(6)	2	18.18%								
					0	25	50	100	Question	College	Department	
Response Rate		Mean	STD	Median	College	Mean	STD	Median	Department	Mean	STD	Median
11/25 (44.00%)		4.27	1.35	4.00	21816	5.11	1.13	5.00	3136	5.02	1.20	5.00

9 - The instructor related theories and concepts to practical issues.

Dylan Patrick Losey

Response Option				Weight	Frequency	Percent	Percent Responses	Means							
Strongly disagree				(1)	1	9.09%									
Disagree				(2)	0	0.00%									
Somewhat disagree				(3)	0	0.00%									
Somewhat agree				(4)	1	9.09%									
Agree				(5)	2	18.18%									
Strongly agree				(6)	7	63.64%									
								0	25	50	100	Question	College	Department	
Response Rate		Mean	STD	Median	College		Mean	STD	Median	Department		Mean	STD	Median	
11/25 (44.00%)		5.18	1.54	6.00	23345		5.33	0.94	6.00	3169		5.34	0.95	6.00	