

Virginia Tech

Fall 2025 VT Student Perceptions of Teaching (SPOT)

Course: ME_5704_87692_202509: Robotics and Automation-ME_5704_87692_202509
Instructor: Dylan Patrick Losey *
Response Rate: 17/17 (100.00 %)

1 - Please indicate the extent to which you agree or disagree with each of the following statements:

1A - The instructor was well prepared.

Dylan Patrick Losey

Response Option		Weight	Frequency	Percent	Percent Responses	Means						
Strongly disagree		(1)	0	0.00%								
Disagree		(2)	0	0.00%								
Somewhat disagree		(3)	0	0.00%								
Somewhat agree		(4)	0	0.00%								
Agree		(5)	1	5.88%								
Strongly agree		(6)	16	94.12%								
					0	25	50	100	Question	College	Department	
Response Rate		Mean	STD	Median	College	Mean	STD	Median	Department	Mean	STD	Median
17/17 (100.00%)		5.94	0.24	6.00	23996	5.34	0.97	6.00	3215	5.26	1.03	6.00

1 - Please indicate the extent to which you agree or disagree with each of the following statements:

1B - The instructor presented the subject matter clearly.

Dylan Patrick Losey

Response Option		Weight	Frequency	Percent	Percent Responses	Means						
Strongly disagree		(1)	0	0.00%								
Disagree		(2)	0	0.00%								
Somewhat disagree		(3)	0	0.00%								
Somewhat agree		(4)	0	0.00%								
Agree		(5)	1	6.25%								
Strongly agree		(6)	15	93.75%								
					0	25	50	100	Question	College	Department	
Response Rate		Mean	STD	Median	College	Mean	STD	Median	Department	Mean	STD	Median
16/17 (94.12%)		5.94	0.25	6.00	23792	5.17	1.13	6.00	3195	5.05	1.20	5.00

1 - Please indicate the extent to which you agree or disagree with each of the following statements:

1C - The instructor provided feedback intended to improve my course performance.

Dylan Patrick Losey

Response Option		Weight	Frequency	Percent	Percent Responses	Means						
Strongly disagree		(1)	0	0.00%								
Disagree		(2)	0	0.00%								
Somewhat disagree		(3)	0	0.00%								
Somewhat agree		(4)	1	6.25%								
Agree		(5)	4	25.00%								
Strongly agree		(6)	11	68.75%								
					0	25	50	100	Question	College	Department	
Response Rate		Mean	STD	Median	College	Mean	STD	Median	Department	Mean	STD	Median
16/17 (94.12%)		5.63	0.62	6.00	23781	5.11	1.17	5.00	3196	4.92	1.26	5.00

Virginia Tech

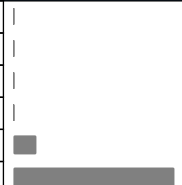
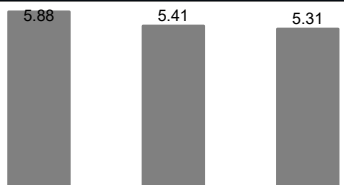
Fall 2025 VT Student Perceptions of Teaching (SPOT)

Course: ME_5704_87692_202509: Robotics and Automation-ME_5704_87692_202509
Instructor: Dylan Patrick Losey *
Response Rate: 17/17 (100.00 %)

1 - Please indicate the extent to which you agree or disagree with each of the following statements:

1D - The instructor fostered an atmosphere of mutual respect.

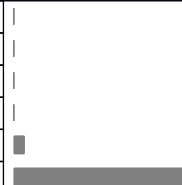
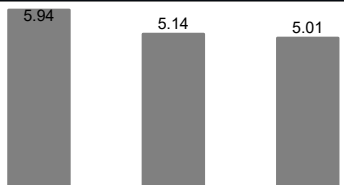
Dylan Patrick Losey

Response Option		Weight	Frequency	Percent	Percent Responses	Means								
Strongly disagree		(1)	0	0.00%										
Disagree		(2)	0	0.00%										
Somewhat disagree		(3)	0	0.00%										
Somewhat agree		(4)	0	0.00%										
Agree		(5)	2	12.50%										
Strongly agree		(6)	14	87.50%										
					0	25	50	100	Question	College	Department			
Response Rate		Mean	STD	Median	College	Mean	STD	Median	Department	Mean	STD	Median		
16/17 (94.12%)		5.88	0.34	6.00	23758	5.41	0.96	6.00	3195	5.31	1.04	6.00		

1 - Please indicate the extent to which you agree or disagree with each of the following statements:

1E - Overall, the instructor's teaching was effective.

Dylan Patrick Losey

Response Option				Weight	Frequency	Percent	Percent Responses	Means							
Strongly disagree				(1)	0	0.00%									
Disagree				(2)	0	0.00%									
Somewhat disagree				(3)	0	0.00%									
Somewhat agree				(4)	0	0.00%									
Agree				(5)	1	6.25%									
Strongly agree				(6)	15	93.75%									
								0	25	50	100	Question	College	Department	
Response Rate		Mean	STD	Median	College		Mean	STD	Median	Department		Mean	STD	Median	
16/17 (94.12%)		5.94	0.25	6.00	23624		5.14	1.17	6.00	3185		5.01	1.26	5.00	

2 - 2A - What did the instructor do that most helped in your learning?

Dylan Patrick Losey

Response Rate 16/17 (94.12%)

- Fast paced lectures that each focused on their own topic made it easier to learn the material
- Posting all of the content of the course before the semester even started.
- The slides and practice problems were extremely helpful, and the videos under each module made it easy to refresh on the topics in class.
- Lecture videos were really helpful.
- FANTASIC PRESENTOR AND VERY HELPFUL LECTURES. Both his posted notes and lectures are very informative do not overlook either.
- The in class examples were beneficial to my learning.
- Related the lessons to real life robots and gave code that helped! Homeworks were tough but they did help apply the lessons to useful things.
- Gave video examples at the start of most lectures demonstrating the topic we'd be going over that day
- Going through examples in class was very helpful
- Showed lots of examples on how to apply the methods we learned in class to solve problems.
- Lectures were kept as simple as they could be and everything was done methodically to help understand some complex topics.
- Having the online mini lectures to review concepts I didn't quite understand in class was extremely helpful.
- His slides were excellent -- both conceptually clear and visually engaging. He explained concepts extremely well and broke them down into easily understood and usable tools. He also was very nice and engaging as a person. He balanced theoretical understanding with practical application.
- One of the best things that Dr. Losey does that helped me most in learning the material is how applicable the homework and practice sets are to real life situations. I was able to use some of this material almost immediately in my research.
- Dr. Losey recorded videos of each of his lecture slides, which was very helpful for reviewing notes. Additionally, he is very receptive to answering questions, and he is open about going over starter code for the homework assignments which was helpful. I also enjoyed the videos at the beginning of each slidedeck that illustrated a real-world application of the concepts covered in lecture.
- Provided great notes, went over good examples, and just in general taught the course material well. A great professor.



Virginia Tech

Fall 2025 VT Student Perceptions of Teaching (SPOT)

Course: ME_5704_87692_202509: Robotics and Automation-ME_5704_87692_202509
Instructor: Dylan Patrick Losey *
Response Rate: 17/17 (100.00 %)

3 - Please indicate the extent to which you agree or disagree with each of the following statements:

3A - I have a deeper understanding of the subject matter as a result of this course.

Response Option		Weight	Frequency	Percent	Percent Responses	Means								
Strongly disagree		(1)	0	0.00%										
Disagree		(2)	0	0.00%										
Somewhat disagree		(3)	0	0.00%										
Somewhat agree		(4)	0	0.00%										
Agree		(5)	2	12.50%										
Strongly agree		(6)	14	87.50%										
					02550100	Question		College		Department				
Response Rate		Mean	STD	Median	College		Mean	STD	Median	Department		Mean	STD	Median
16/17 (94.12%)		5.88	0.34	6.00	21970		5.23	1.02	5.00	3147		5.17	1.07	5.00

3 - Please indicate the extent to which you agree or disagree with each of the following statements:

3B - My interest in the subject matter was stimulated by this course.

Response Option			Weight	Frequency	Percent	Percent Responses	Means												
Strongly disagree			(1)	0	0.00%														
Disagree			(2)	0	0.00%														
Somewhat disagree			(3)	0	0.00%														
Somewhat agree			(4)	1	6.67%														
Agree			(5)	2	13.33%														
Strongly agree			(6)	12	80.00%														
02550100												Question		College		Department			
Response Rate		Mean	STD	Median	College		Mean	STD	Median	Department		Mean	STD	Median					
15/17 (88.24%)		5.73	0.59	6.00	21988		4.99	1.25	5.00	3162		4.83	1.34	5.00					

4 - 4A - What could you have done to be a better learner?

Response Rate 16/17 (94.12%)

- Came to more lectures
- None
- At the beginning of the semester, use the practice problems more, as well as take more detailed notes on the slide decks.
- Attend class more
- Gone to class and paid better attention
- I could have gone to office hours whenever I ran into issues with my homework.
- Read the textbooks.
- Done a better job of staying awake during lecture.
- Study harder
- I could have gotten into learning Matlab more to help me with the homework assignments.
- I should have went through more practice sets instead of just the homework.
- There were days that I went off day dreaming and didn't lock in on the stuff he was teaching; this lead to having to catch up later which was probably irresponsible. I also got frustrated with the homework because it was hard, so I would just say "ah screw it" and send in stuff I knew I could probably work a little bit more on.
- If I needed to, I could have read the textbook.
- I think reading more from the textbook to supplement would have been helpful for me personally.
- I should have started the homework assignments sooner because they are quite long and it would have been better to take breaks and come back to questions rather than do it all at once and make some mistakes.
- Be more attentive in class

Virginia Tech

Fall 2025 VT Student Perceptions of Teaching (SPOT)

Course: ME_5704_87692_202509: Robotics and Automation-ME_5704_87692_202509

Instructor: Dylan Patrick Losey *

Response Rate: 17/17 (100.00 %)

5 - 5A - Please add any additional comments regarding the course and/or instructor here:

Dylan Patrick Losey

Response Rate 15/17 (88.24%)

- Dr Losey did a great job and I really enjoyed his class
- I believe Dylan could consider giving us more time to complete the homework. Often, the most difficult concepts are taught only 1–2 days before the homework is due, and those concepts usually correspond to the most challenging problems. As a result, I often feel I don't have enough time to fully understand the material and complete the assignment without asking for extensions or leaving parts unfinished. I also think it would be helpful if Dylan adjusted how the practice sets are handled. Since the current practice sets already include the solutions, it feels a bit redundant to go through them in class when we've already seen the answers. A possible alternative would be to upload a blank version of the practice set before class, work through the problems together during the lecture, and then upload a version with the solutions afterward for us to use as a reference. Overall, this is a great class to learn about robotics.
- Prof. Losey was extremely down to earth and personable. He answers questions in great detail, and is extremely interesting to listen to.
- He knows robots good
- Dr. Losey is a stand up guy. His classes are digestible and fun. Having zero robotics background and being poor with coding he made this class accessible to anyone.
- You are the quintessential GOAT! Best class and tech elective I have taken.
- The homework rubric was harsh on partial credit, and didn't match the atmosphere of the lecture.
- Dr. Losey taught this class extremely well and really stimulated my interest in the subject matter. I think the homework assignments were harder/graded harsher than they needed to be.
- N?a
- Wish more time was spent on dynamics to see how it can be implemented with path planning and control so maybe do path planning before dynamics (but do control after) so students could see the whole system of processes put together.
- He was great. He: 1) was a great lecturer 2) provided mini lectures to review the in class slides 3) consistently went over examples 4) stuck to the course schedule 5) clearly communicated 6) and gave fair exams. I'm very satisfied with this professor, he nailed it.
- This class has been one of my favorites in my time at Virginia Tech and Professor Losey has been one of my favorite instructors.
- Only issue is that material for the homework is covered right up until the homework is due, so sometimes I would have to wait (or read ahead) to complete the homework early. Not too much a problem. I would suggest staggering the homework and material coverage by a week, but there is a lot of material to cover so its understandable if this wasn't possible.
- I think it would have been helpful for some of the homework questions to include incomplete solutions, such as the numerical answer without any work shown or the final video/graph without any code so we could have some way of checking our work. Since many of the questions built on each other, making a simple mistake early in the problem could result in a cascade of points lost throughout the whole question. Including some way to check answers at the end would not only help this, it would also encourage students to look back over their work and fix issues that would improve overall understanding of the homework concepts.
- You're a great teacher, keep it up

6 - 6A - How would you rate the physical environment in which you took this class based upon your ability to see, hear, concentrate, and participate?

Response Option				Weight	Frequency	Percent	Percent Responses	Means						
Very Bad				(1)	0	0.00%								
Bad				(2)	0	0.00%								
Poor				(3)	0	0.00%								
Fair				(4)	4	25.00%								
Good				(5)	5	31.25%								
Very Good				(6)	7	43.75%								
							0	25	50	100	Question	College	Department	
Response Rate		Mean	STD	Median	College		Mean	STD	Median	Department		Mean	STD	Median
16/17 (94.12%)		5.19	0.83	5.00	21636		5.27	0.90	5.00	3105		5.14	0.91	5.00

7 - 7A - Please add any comments about the physical environment here:

Response Rate 8/17 (47.06%)

- N/A
- No comments
- Class was good
- Room is a bit cold due to floor vents and was distracting sometimes.
- n/a
- N/A
- It was easy to focus in the classroom but the temperature seemed to vary wildly in the room according to the weather.
- Surge isn't the best building

Virginia Tech

Fall 2025 VT Student Perceptions of Teaching (SPOT)

Course: ME_5704_87692_202509: Robotics and Automation-ME_5704_87692_202509
Instructor: Dylan Patrick Losey *
Response Rate: 17/17 (100.00 %)

8 - Please indicate the extent to which you agree or disagree with each of the following statements:

I improved my ability to problem solve.

Response Option		Weight	Frequency	Percent	Percent Responses	Means								
Strongly disagree		(1)	0	0.00%	<div><div></div></div>	<div><div>5.75</div><div>5.15</div><div>5.12</div></div>								
Disagree		(2)	0	0.00%										
Somewhat disagree		(3)	0	0.00%										
Somewhat agree		(4)	0	0.00%										
Agree		(5)	4	25.00%										
Strongly agree		(6)	12	75.00%										
					02550100	Question		College		Department				
Response Rate		Mean	STD	Median	College		Mean	STD	Median	Department		Mean	STD	Median
16/17 (94.12%)		5.75	0.45	6.00	22018		5.15	0.99	5.00	3164		5.12	1.01	5.00


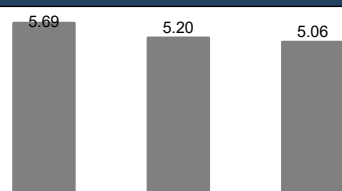


8 - Please indicate the extent to which you agree or disagree with each of the following statements:

The textbook or course readings made a valuable contribution to my learning.

Response Option		Weight	Frequency	Percent	Percent Responses	Means										
Strongly disagree		(1)	0	0.00%												
Disagree		(2)	1	6.67%												
Somewhat disagree		(3)	1	6.67%												
Somewhat agree		(4)	4	26.67%												
Agree		(5)	5	33.33%												
Strongly agree		(6)	4	26.67%												
					0	25	50	100	Question		College		Department			
Response Rate		Mean	STD	Median	College		Mean	STD	Median	Department		Mean	STD	Median		
15/17 (88.24%)		4.67	1.18	5.00	21913		4.72	1.37	5.00	3141		4.50	1.45	5.00		

8 - Please indicate the extent to which you agree or disagree with each of the following statements:

The objectives of the course were clearly explained.

Response Option		Weight	Frequency	Percent	Percent Responses	Means								
Strongly disagree		(1)	0	0.00%			5.69	5.20	5.06					
Disagree		(2)	0	0.00%										
Somewhat disagree		(3)	0	0.00%										
Somewhat agree		(4)	0	0.00%										
Agree		(5)	5	31.25%										
Strongly agree		(6)	11	68.75%										
						0 25 50 100		Question		College		Department		
Response Rate		Mean	STD	Median	College		Mean	STD	Median	Department		Mean	STD	Median
16/17 (94.12%)		5.69	0.48	6.00	21994		5.20	1.03	5.00	3157		5.06	1.12	5.00

8 - Please indicate the extent to which you agree or disagree with each of the following statements:

The out-of-class assignments were educationally valuable.

Response Option				Weight	Frequency	Percent	Percent Responses	Means											
Strongly disagree				(1)	0	0.00%													
Disagree				(2)	0	0.00%													
Somewhat disagree				(3)	0	0.00%													
Somewhat agree				(4)	0	0.00%													
Agree				(5)	6	37.50%													
Strongly agree				(6)	10	62.50%													
								0	25	50	100	Question		College		Department			
Response Rate		Mean	STD	Median	College			Mean	STD	Median	College	Mean	STD	Median	Department	Mean	STD	Median	
16/17 (94.12%)		5.63	0.50	6.00	21816			5.11	1.13	5.00	3136	5.02	1.20	5.00					

Virginia Tech

Fall 2025 VT Student Perceptions of Teaching (SPOT)

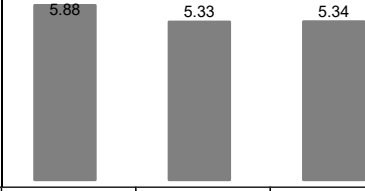


Course: ME_5704_87692_202509: Robotics and Automation-ME_5704_87692_202509

Instructor: Dylan Patrick Losey *

Response Rate: 17/17 (100.00 %)

9 - The instructor related theories and concepts to practical issues.

Dylan Patrick Losey

Response Option	Weight	Frequency	Percent	Percent Responses	Means							
Strongly disagree	(1)	0	0.00%									
Disagree	(2)	0	0.00%									
Somewhat disagree	(3)	0	0.00%									
Somewhat agree	(4)	0	0.00%									
Agree	(5)	2	12.50%									
Strongly agree	(6)	14	87.50%									
					0	25	50	100	Question	College	Department	
Response Rate	Mean	STD	Median	College	Mean	STD	Median	Department	Mean	STD	Median	
16/17 (94.12%)	5.88	0.34	6.00	23345	5.33	0.94	6.00	3169	5.34	0.95	6.00	